

WALK-IN VAN EQUIPMENT



ADRIAN STEEL®

Cargo Management Solutions for Commercial Vehicles



Adjustable Shelving & Storage Modules

SHOW YOUR PROFESSIONALISM WITH AN ORGANIZED VAN!

Adrian Steel has the shelving and modules you need to get your stuff off the floor. Organize inventory on divided shelves and keep tools locked in drawers and cabinets. Customize the interior of your vehicle with the storage solutions you need.



Installation Fastener Kits

For individual shelving units or storage modules.

FK3 FRP walk-in vans

FK4 Frame side wall walk-in vans

OPTIONAL SHELF ACCESSORIES

Model	Accessory	Notes
DV14	Divider	optional accessory
DK532	Door Kit	32" wide unit only
DK542	Door Kit	42" wide unit only
DK552	Door Kit	52" wide unit only

The HD (heavy-duty) Series contains five adjustable shelves. Shelf gussets, end panel braces and full floor-rail provide extra strength.

MODEL	OVERALL SIZE	OPEN SHELF SPACE
HD-32WP	32" 60" 14"	15.56 sq ft
HD-42WP	42" 60" 14"	20.42 sq ft
HD-52WP	52" 60" 14"	25.28 sq ft

JD (Jumbo Deep) Series feature channel reinforced shelf bottoms, 4" deep shelf lips, and square end panels.

MODEL	OVERALL SIZE	OPEN SHELF SPACE
JD42WP	42" 60" 18"	15.75 sq ft
JD52WP	52" 60" 18"	19.50 sq ft
JD48WP	48" 60" 24"	24 sq ft
JD60WP	60" 60" 24"	30 sq ft



MD701 Drawer Cabinet Module has four locking cabinets, parts tray on top, and four medium drawers. Measures 36" W, 58" H, 12"/18" D.



MD702 Drawer Cabinet Module has parts tray on top, two locking cabinets, eight small and eight large drawers. Measures 36" W, 60" H, 12"/18" D.



MD703 KD Storage Unit provides divided shelf storage along with 18 small parts drawers. Measures 42" W, 60" H, 14" D.



MD704 KD Storage Unit features lockable wheelhouse cover, divided shelves, four small and two medium drawers. Measures 42" W, 60" H, 14" D.



MD706 KD Storage Unit provides divided shelf storage along with 18 small parts drawers. Measures 52" W, 60" H, 14" D.



MD707 KD Storage Unit features shelving in addition to lockable compartment. Measures 52" W, 60" H, 14" D.



MD705 Workbench Module has masonite covered worktop, stool, shallow and medium drawers. Measures 42" W, 32" H, 12"/18" D.

Modules come complete with installation instructions and fasteners. Some drilling is required. Installation should always be made to a body frame member or reinforcement to the body for secure attachment.

Walk-In Van Accessories




Tote Trays and Cases
Measures 19-3/4"W x 20-1/8"H x 13-3/8"L.

MODEL	DESCRIPTION
SPT-4	Combo Totes and Rack Steel Trays (2) Poly Cases (2)
SPT-4P	Poly Totes and Rack Poly Cases (4)
SPT-4S	Steel Totes and Rack Steel Trays (4)



Drawer Units – Lock 'n Latch System
18"W x 12"H x 12"L steel cabinet with composite drawers. New drawer glides for better operation.

MODEL	DESC. & DRAWER SIZE (QTY.)
19	2 Drawer Medium 16"W x 5"D x 11-1/2"L (2)
919	3 Drawer Combo 16"W x 2-1/2"D x 11-1/2"L (2) 16"W x 5"D x 11-1/2"L (1)
9	4 Drawer Shallow 16"W x 2-1/2"D x 11-1/2"L (4)
27	Divider Kit



Drawer Units – Locking Hinge & Hasp
#2 measures 18"W x 24"H x 18"L
#8 measures 18"W x 18"H x 12"L

MODEL	DESC. & DRAWER SIZE (QTY.)
8	3 Drawer Medium 16"W x 5"D x 11-1/2"L (3)
2	4 Drawer Medium 16"W x 5"D x 17-1/2"(4)
25	Divider Kit for #2
26	Divider Kit for #8



Drawer Components
High-impact polymer construction with drawer retention stops.

MODEL	DESC. & CABINET SIZE
DC6	Base 3 drawer narrow model 6"W x 12"H x 12"D
DC12	Base 3 drawer wide model 12"W x 12"H x 12"D

Interlocking feature allows up to 2 units stacked vertically or multiple units horizontally.
5lb. weight capacity per drawer.



Shelf Cabinets can be used free standing or are perfect for stacking with our lockable drawer units.

MODEL	DESC. & CABINET SIZE
1	Shelf Cabinet 18"W x 22"H x 18"L
12	Shelf Cabinet Open Side 18"W x 22"H x 12"L
1A	Optional Shelf for #1
12A	Optional End Panel for #12



Cabinet Lockers
Lockers feature a 46" high storage space with removable shelves.


MODEL	DESC. & CABINET SIZE
CL1446R	Cabinet Locker Full Door 18"W x 46"H x 14"D
CL1446D	Cabinet Locker Short Door 18"W x 46"H x 14"D



43 Three Shelf Catalog File
Overall size: 6"W, 34"H, 12"D.

CB5 Five Slot Literature Holder
Overall size: 12"W, 24"H, 2-1/2" D.

CB7 Seven Slot Literature Holder
Overall size: 14-3/4"W, 28-7/8"H, 7"D.



CRH2 Cable Reel Holder features a durable frame, two steel shafts that holds up to a 15-1/2" diameter reel by 14" wide.

Overall size: 19-1/8"W, 16"D, 44-7/8"H

WRH5 Wire Reel Holder Five removable bars hold wire spools up to 6" in diameter. Reel Holder mounts to shelf ends for convenient access.

Overall size: 12"W, 25"H, 4"D

CL1860 STORAGE LOCKER

Features two hinged doors with a two point locking system to secure stored items, three bolt in shelves and a bolt in steel back panel. Shown with optional parts tray. Measures 60"H x 18"D x 36"W.



- Large Capacity
- Secure Storage

TANK RACKS

Vertically carry 30-lb. and 50-lb. Refrigerant tanks. Racks feature 14-gauge tubular steel frames welded for strength with sloped cradles and nylon straps.



MODEL	DESCRIPTION
WTR130250	(1) 30 lb & (2) 50 lb tanks
WTR230150	(2) 30 lb & (1) 50 lb tanks
WTR330	(3) 30 lb tanks
WTR350	(3) 50 lb tanks
WTR430	(4) 30 lb tanks

LADDER KEEPER



Store ladders inside your walk-in van with the Ladder Keeper. Keep ladders out of the elements and off the floor. Adjusts to fit all ladder types and lengths. Gas spring compresses ladder for quiet and secure transportation. LK8 Includes all parts needed to carry up to an 8' ladder. To accommodate larger vehicles or ladders, you will require the LKX extension that provides 4' of additional track.

ADRIAN'S STOW-ALL IS THE FINEST FLOOR STORAGE UNIT YOU CAN BUY

- 14 Gauge steel outer cabinets are constructed with top channel cross support members for strength and rigidity.
- Drawers are constructed with double sidewalls to prevent bowing and to accommodate items up to 48" in length.
- The anti-slam latch stops drawers from completely closing without positive latch activation.
- Heavy-duty grab handle and push button lock allows for comfortable, one-handed drawer operation.
- Durable powder coat finish will provide years of rugged service.
- Easy glide drawers with full width recessed conveyor roller at front and hardened steel roller bearings at rear.
- Install at rear or side doors, and units can be stacked.
- Keeps expensive tools safe and secure.



SA-10



SA-20




SA-40


STOW-ALL DEEP SERIES

MODEL	DESCRIPTION	CABINET SIZE	DRAWER SIZE	TRACTION KIT	DIVIDER (QTY.)
SA-10	Single Wide Deep	10"W x 12"H x 51-1/2"D	9-5/8"W x 8-1/2"H x 48-1/2"D	TK10	DV9(5)
SA-20	Double Wide Deep	20"W x 12"H x 51-1/2"D	19-5/8"W x 8-1/2"H x 48-1/2"D	TK20	DV19(5)
SA-40	Full Wide Deep	40"W x 12"H x 51-1/2"D	9-5/8"W x 8-1/2"H x 48-1/2"D (2) 19-5/8"W x 8-1/2"H x 48-1/2"D	TK40	DV9(10) DV19(5)

- **Anti-Slam Latch**
- **HD Grab Handle**
- **Push Button Lock**




SAJ-10



SAJ-20



SAJ-30



SAJ-40

STOW-ALL SHALLOW SERIES

Stow-All quality in a lower profile

MODEL	DESCRIPTION	CABINET SIZE	DRAWER SIZE	TRACTION KIT	DIVIDER (QTY.)
SAJ-10	Single Wide Shallow	10"W x 8-1/2"H x 51-1/2"D	9-5/8"W x 5-1/4"H x 48-1/2"D	TK10	DVJ9(5)
SAJ-20	Double Wide Shallow	20"W x 8-1/2"H x 51-1/2"D	19-5/8"W x 5-1/4"H x 48-1/2"D	TK20	DVJ19(5)
SAJ-30	Triple Wide Shallow	30"W x 8-1/2"H x 51-1/2"D	9-5/8"W x 5-1/4"H x 48-1/2"D 19-5/8"W x 5-1/4"H x 48-1/2"D	TK30	DVJ9(5)
SAJ-40	Full Wide Shallow	40"W x 8-1/2"H x 51-1/2"D	9-5/8"W x 5-1/4"H x 48-1/2"D (2)	TK40	DVJ9(10)

Traction Kits are available to provide a positive friction surface for better footing. Traction Kits come with 4" wide strips. **Additional Dividers** are available and sold individually.

ALUMINUM LOCK BOX

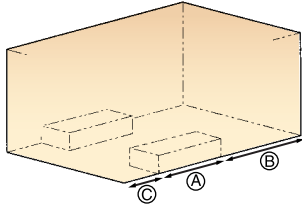
- Stores valuable tools and paperwork.
- Gas shock safely opens and closes the large lid.
- The large lock will accommodate a padlock or hockey puck style lock (not included.)
- Designed to mount on the van floor facing out the side or rear doors.
- Aluminum construction with powder coat black paint.

LKB1 Aluminum Lock Box
20" W, 14.5" H, 25" D



DESIGNED BY INDUSTRY PROFESSIONALS.

- Designed to help you be more organized and efficient
- Packages are available for several different trades including Locksmith and Electrician.
- Packages include shelving, drawers and cabinets to line both sides of your vehicle.
- Choose the package that best fits your needs or use the layouts as thought starters to design your own interior.



Measuring your van:

Measure van floor for A, B, and C lengths as shown in drawing above. Compare shelving and/or module sizes to measurements of A, B, and C lengths. Overall sizes of shelving and modules are shown in charts on the following pages. When mounting shelving and/or modules over wheelhouse (A), deduct two inches from shelving or module width for end panels. Installation should always be made to body frame member or reinforcement to the body for secure installation.

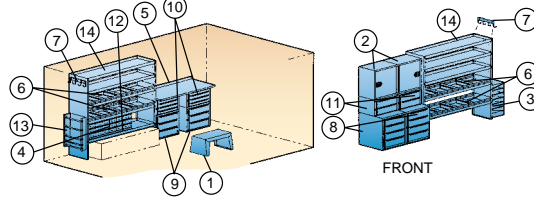
Assembly Fasteners:

Packages, modules and shelving units include assembly fasteners.

Optional Installation Fastener Kits are available for mounting interior packages to walls and floor of the walk-in van. Fiberglass reinforced plywood (FRP) or structural frame side wall fastener kits are available. Order one of the appropriate fastener kits for each walk-in van package.

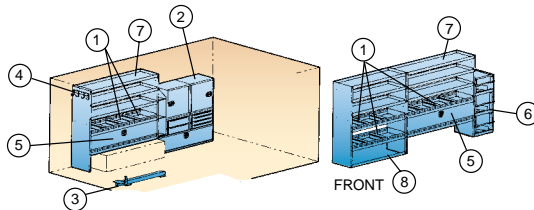
FK1 Installation Fastener Kit
FRP Wall Walk-in Vans

FK2 Installation Fastener Kit
Frame Side Wall Walk-in Vans



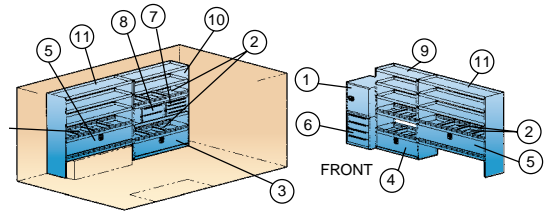
2530 GAS AND ELECTRIC REPAIR PACKAGE

ITEM	MODEL	DESCRIPTION (QTY.)
1	14	Stool (1)
2	12	Open Side Shelf Cabinet (2)
3	17A	Catalog File (1)
4	36	18-Drawer Cluster (1)
5	54	Workbench (1)
6	DV14	14" Divider (12)
7	TA1	Hook Bar (2)
8	2	Four-Drawer Medium (2)
9	8	Three-Drawer Medium (2)
10	9	Four-Drawer Shallow (2)
11	19	Two-Drawer Medium (2)
12	39	Tilt Riser (1)
13	WRH5	Five-Bar Wire Reel Holder (1)
14	HD-52WP	Heavy Duty Adj. Closed End Shelving (2) 60" H, 52" W, 14" D



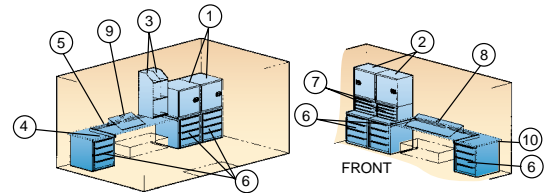
2533 PLUMBING, HEATING AND A/C PACKAGE

ITEM	MODEL	DESCRIPTION (QTY.)
1	DV14	14" Divider (16)
2	MD506	Drawer Cabinet Module (1)
3	VMA36	Vise Mount Assembly (1)
4	TA1	Hook Bar (1)
5	DK552	Door Kit (2)
6	WTR230150	Welded 3 Tank Rack (1)
7	HD-52WP	Heavy Duty Adj. Closed End Shelving (2) 60" H, 52" W, 14" D
8	HD-42WP	Heavy Duty Adj. Closed End Shelving (1) 60" H, 42" W, 14" D



2528 BUILDER/REMODELER PACKAGE

ITEM	MODEL	DESCRIPTION (QTY.)
1		Cabinet (1)
2	DV14	14" Divider (20)
3	DK544	Door Kit (1)
4	DK532A	Door Kit (1)
5	DK552	Door Kit (2)
6	2	Four-Drawer Medium (1)
7	9	Four-Drawer Shallow (1)
8	19	Two-Drawer Medium (1)
9	HD-32WP	Heavy Duty Adj. Closed End Shelving (1) 60" H, 32" W, 14" D
10	HD-42WP	Heavy Duty Adj. Shelving w/Drawer Shelf (1) 60" H, 42" W, 14" D
11	HD-52WP	Heavy Duty Adj. Closed End Shelving (2) 60" H, 52" W, 14" D



2532 LOCKSMITH SERVICE PACKAGE

ITEM	MODEL	DESCRIPTION (QTY.)
1	1	Adjustable Shelf Cabinet (2)
2	12	Open Side Shelf Cabinet (2)
3	43	Catalog File (2)
4	FA18	18" Floor Angle (4)
5	FR24	24" Floor Rail (4)
6	2	Four-Drawer Medium (6)
7	9	Four-Drawer Shallow (2)
8	KMB36	36" Sloped Key Machine Base (1)
9	KMB18	18" Sloped Key Machine Base (1)
10	N/A	3/4" x 20" x 76.5" Acx Plywood (2)*

*installer supplied



ADRIAN STEEL COMPANY



QUALITY

- Our products are durable and reliable. Warranty claims are less than 1% of sales.
- Our warranty covers our products for three years or 36,000 miles.

INNOVATIVE PRODUCTS WITH FEATURES THAT MATTER

- Drawers that stay closed while in transit.
- Shelving and cabinets designed to fit together for custom work spaces.
- 60" high shelves maximize walk-in van storage.
- Interior ladder storage.
- Plug and Play accessories.
- File storage, removable small parts bins, and much more!



COMMITMENT

At Adrian Steel, we are committed to you beyond the upfit!

- A dedicated Customer Care Team at corporate headquarters.
- A network of highly qualified distributors to support you locally.
- Our commitment to provide the best cargo management solutions in North America.

EXPERIENCE

- **Over One Million vehicles upfitted**, and counting! It's a fact that an organized vehicle increases work flow efficiencies and reduces inventory damages.
- Recognized as a National Truck Equipment Association MVP.



SERVICE

- Adrian Steel Products can be purchased throughout North America at authorized Adrian Steel distributors.
- Adrian Steel Customer Service Representatives are available M-F, 8am - 5pm EST at **1-800-677-2726**.
- E-mail us at info@adriansteel.com with questions, comments and feedback.
- Visit AdrianSteel.com for the most up-to-date product information, distributor locator, product catalogs, videos and more.

PROUDLY DISTRIBUTED BY:



906 James Street
Adrian, Michigan 49221-3996
517-265-6194 Fax: 517-265-5834
Toll Free **800-677-2726**
adriansteel.com info@adriansteel.com