

**NEW**



# ALUMINUM PUMP JACK SYSTEM

*Compatible  
and interchangeable  
with leading competitor*



## **SYSTEM INCLUDES**

- Pump Jack
- Work Bench
- Poles and Braces
- Square Guard Rail
- Safety Net

**NEW**

- Nestable Stages

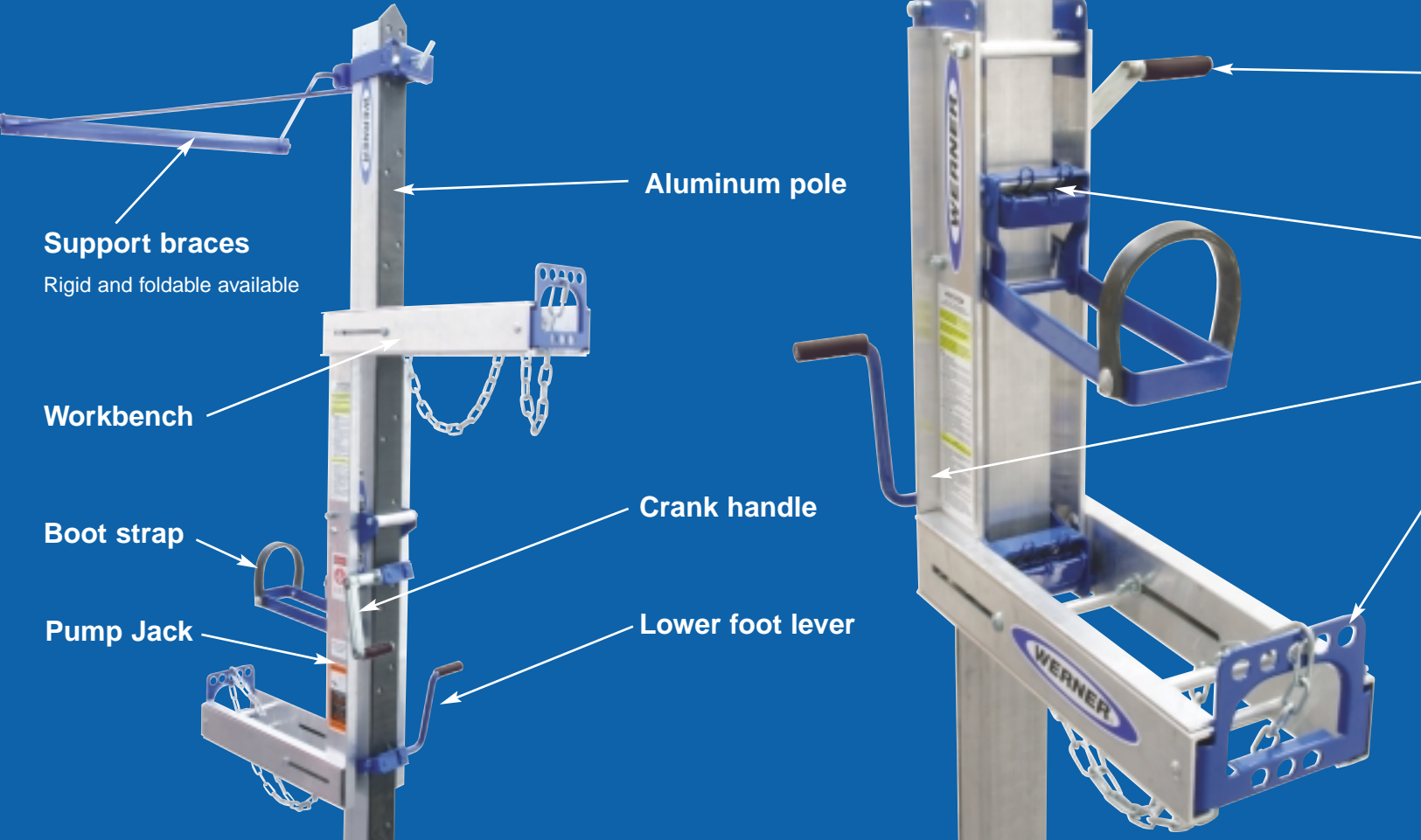




# MORE PRODUCTIVITY WITH

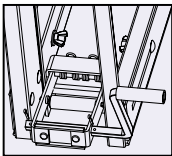
The #1 Brand in Professional Climbing Equipment.

## The Werner Pump Jack System

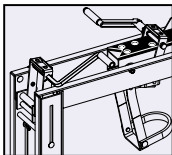


### Easy Set Up\*

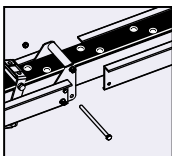
① Install lower foot lever to Pump Jack



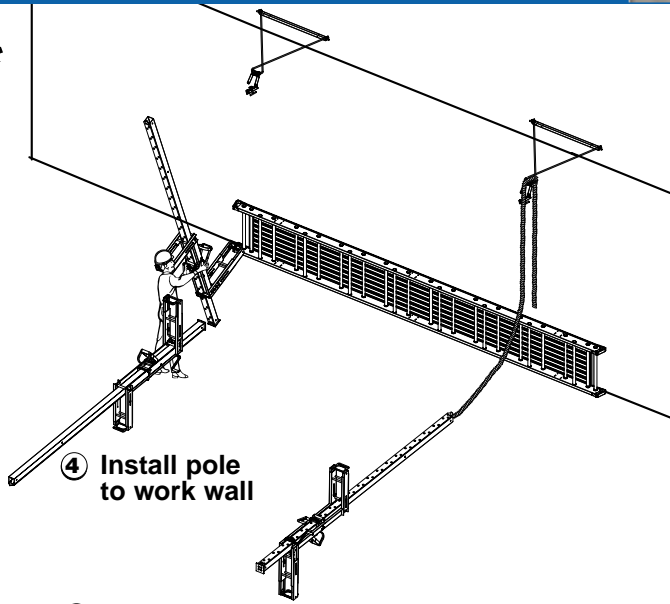
② Install Pump Jack to pole




③ Install work bench to Pump Jack



④ Install pole to work wall



⑤ Install scaffold platform



### Aluminum Poles

Durable design for all types of weather.

Available lengths:  
6', 12', 18', 24'

Pole connector

Pole pad

Connector pins

Pole connector

\* Note: Be sure to follow all safety and assembly instructions.



# LESS DOWN TIME

## Why Werner

### Ease of Operation

**Crank handle** is easily unlocked and allows for effortless rotation while lowering the pump jack

### Virtually Maintenance Free

**Crank mechanism** (U.S. Patent Pending)

**Heavy duty coil spring** designed to last.

### Strength and Durability

**Aluminum frame "Z" channel** (U.S. Patent Pending) is **20%** stronger than leading competitor

**Powder coated** end plate provides rigid chain attachment to maintain position during use



*Meets or exceeds ANSI / OSHA requirements*

## Safety is Job One



### **End Rail Kit**

- Easy to assemble
- Attaches to any stage
- Available in various widths




### **22' Safety Net**

- Easy to attach
- Stores tools and debris
- Meets OSHA requirements for vertical fall protection

## On-site Replacements



## **NEW** Nestable Stages



- Continuous work platform reduces trip hazard
- 2 Person – 500 lbs. Rated



### **Available Sizes**

WNS 2412	14"x12' Stage	WNS 2520	20"x20' Stage
WNS 2416	14"x16' Stage	WNS 2524	20"x24' Stage
WNS 2420	14"x20' Stage	WNS 2612	24"x12' Stage
WNS 2424	14"x24' Stage	WNS 2616	24"x16' Stage
WNS 2512	20"x12' Stage	WNS 2620	24"x20' Stage
WNS 2516	20"x16' Stage	WNS 2624	24"x24' Stage



The #1 Brand in Professional Climbing Equipment.



**NOTE:**  
When working 10 ft and above, OSHA requires fall protection. Refer to product labels.

**Components shown**

	Description	Model #	Ship WT.	Length	Width	Height	UPC
1	Foldable support brace	PJ-SBF	9 lbs.	54"	6.5"	3"	0 51751 07057 6
2	Nestable stage	WNS 2420	85 lbs.	20'	14"	6"	0 51751 07104 7
3	Safety net	PJ-SN	14 lbs	19"	16.25"	9.5"	0 51751 07074 3
4	Work bench	PJ-WB	15 lbs.	21"	20.5"	8.5"	0 51751 07055 2
5	Pump Jack	PJ-100	30 lbs.	28.75"	24"	9.5"	0 51751 07054 5
6	End rail kit (narrow)	PJ-ERN	15 lbs.	49"	9"	5"	0 51751 07095 8
7	24' aluminum pole	PJ-24P	56 lbs.	290.5"	3"	3.4"	0 51751 07071 2

**Other components available**

	Description	Model #	Ship WT.	Length	Width	Height	UPC
	Rigid support brace	PJ-SBR	14 lbs.	38"	37"	3"	0 51751 07056 9
	6' Aluminum pole	PJ-6P	14 lbs.	74.5"	3"	3.4"	0 51751 07068 2
	12' Aluminum pole	PJ-12P	28 lbs.	146.5"	3"	3.4"	0 51751 07069 9
	18' Aluminum pole	PJ-18P	42 lbs.	217.5"	3"	3.4"	0 51751 07070 5
	Pole connector	PJ-PC	12 lbs.	73"	3.5"	3"	0 51751 07072 9
	Pole foot	PJ-PF	.65 lbs.	4.625"	3.25"	5.25"	0 51751 07073 6
	End rail kit (wide)	PJ-ERW	17 lbs.	49"	9"	5"	0 51751 07096 5

**Replacement parts available**

	Description	Model #	Ship WT.	Length	Width	Height	UPC
	Crank handle	52-3	1 lbs.	7"	5"	2"	0 51751 07091 0
	Foot lever	52-4	2 lbs.	14"	7"	2"	0 51751 07092 7
	Boot strap	52-5	1 lbs.	6"	5"	2"	0 51751 07093 4
	Pole foot	52-6	.75 lbs.	5.25"	4.5"	3.25"	0 51751 07094 1
	Upper shackle	52-1	8 lbs.	20"	8"	5.5"	0 51751 07089 7
	Lower shackle	52-2	5 lbs.	9"	6"	4.5"	0 51751 07090 3



Ask your Werner representative about in-store merchandising units.

Werner Co.  
Corporate Headquarters Werner Co.  
93 Werner Rd • Greenville, PA 16125-9499  
Tel: (724) 588-8600 Fax: (724) 588-0315  
www.wernerladder.com



A10.8.2000