




**ECCO®**



# 2016 PRODUCT GUIDE

GUÍA DE PRODUCTOS



ECCO is a division of ECCO Safety Group (ESG). Headquartered in Boise, Idaho, ESG is a worldwide leader in commercial and emergency vehicle warning and safety products. With seven manufacturing facilities on four continents, along with an additional four sales offices spanning North America, Europe, Asia and Australia, ESG markets a portfolio of the most respected brands in the industry. ECCO serves more than 500 OEMs and thousands more private label, fleet and aftermarket customers in a range of industries including heavy construction, material handling, utilities and emergency services. The ECCO brand supports the commercial vehicle (amber lighting) market category.

Our people are passionate about safety and since 1972, ECCO has been synonymous with design innovation, premium quality and customer service excellence. Offering the most complete line of emergency warning products for commercial vehicles, we are the world's largest manufacturer of back-up alarms and amber warning lights. Our facilities around the globe ensure we always provide our customers with exceptional products and service. Each of our manufacturing locations are ISO9001 certified and our state-of-the-art test facilities are equipped to certify our products to any industry standard worldwide. Everything we do is designed to maximize vehicle visibility and reduce accidents wherever commercial vehicles are in operation.

ECCO es una división de ECCO Safety Group (ESG). Con su oficina central en Boise, Idaho, ESG es líder mundial en productos de seguridad y advertencia comerciales y de emergencia para vehículos. ESG cuenta con siete fábricas en cuatro continentes y con cuatro oficinas de ventas adicionales que se extienden a Norteamérica, Europa, Asia y Australia, y comercializa un catálogo de las marcas más respetadas en la industria. ECCO da servicio a más de 500 OEM y a millares de clientes privados, de flotilla y postventa en una variedad de industrias, que incluyen construcción pesada, manejo de materiales, servicios públicos y servicios de emergencia. La marca ECCO cuenta con soporte para la categoría de mercado de vehículos comerciales (luz ámbar).

Nuestro personal siente pasión por la seguridad y, desde 1972, ECCO ha sido sinónimo de innovación en el diseño, calidad de primera y excelencia en el servicio al cliente. Ofrecemos la línea más completa de productos de advertencia en caso de emergencia para vehículos comerciales, y somos el mayor fabricante del mundo de alarmas de retroceso y luces de advertencia color ámbar. Nuestras instalaciones en todo el mundo garantizan que siempre podamos proporcionarles a nuestros clientes un servicio y productos excepcionales. Cada una de nuestras fábricas cuenta con certificación ISO9001, y nuestras vanguardistas instalaciones de prueba están equipadas para certificar nuestros productos bajo cualquier estándar industrial del mundo. Todo lo que hacemos está diseñado para maximizar la visibilidad de los vehículos y reducir los accidentes en cualquier lugar en el que haya vehículos comerciales en operación.



**ESG Americas**  
Boise, Idaho, USA  
1-800-635-5900

**ESG Europe**  
Leeds, England, UK  
+44 (0)113 237 5340

**ESG Asia Pacific**  
Launceston, Tasmania, Australia  
+61 (0)3 63322444



**ESG Americas**

Manufacturing & Distribution Facility  
Boise, Idaho, USA

Manufacturing & Distribution Facility  
St. Louis, Missouri, USA

**ESG Europe**

Manufacturing & Distribution Facility  
Bridlington, UK

Manufacturing & Distribution Facility  
Leeds, UK

Sales & Distribution Facility  
Ulm, Germany

Sales & Distribution Facility  
Meyzieu, France

**ESG Asia Pacific**

Manufacturing & Distribution Facility  
Suzhou, China

Sales & Distribution Facility  
Brisbane, Queensland, Australia

Sales & Distribution Facility  
Melbourne, Victoria, Australia

Manufacturing & Distribution Facility  
Launceston, Tasmania, Australia





what's new?  
¿Qué hay de nuevo?



Welcome to the ECCO 2016 Product Guide. Within this catalog you will find our full line of products displayed in what we hope you will find an easy-to-reference format. Of special significance in this guide is the huge selection of exciting new products available this year.

Bienvenido a la guía de productos 2016 de ECCO. En este catálogo encontrará nuestra línea completa de productos que se muestra en lo que esperamos sea un formato de consulta fácil. En esta guía es de especial importancia la gran selección de extraordinarios productos disponibles este año.

**Directional LEDs**

direccionales LEDs

- PG 7 ED3701
- ED3702
- PG 8 ED3712
- PG 12 3703/04/05

**Beacons**

balizas

- PG 21 EB7180
- EB7185

**Minibars**

minibarras

- PG 35 5597
- PG 37 5587

**Lightbars**

barras de luces

- PG 44 14 Series
- PG 50 21 Series
- PG 52 27 Series

what's new?  
¿Qué hay de nuevo?



**Safety Director™**

controlador de tráfico  
**PG 65** ED3307  
**PG 66** 37038AS  
 37048AS

**Worklamps**

lamparas de trabajo  
**PG 71** EW2461-CAMO  
 EW2461CA/CR  
**PG 73** EW2480/81  
 EW2490/91  
**PG 74** EW2019  
**PG 80** EW2010R

**Interior Lighting**

iluminación interior  
**PG 97** EW0100 Series  
**PG 98** EW0200 Series  
**PG 99** EW0300 Series  
**PG 100** EW0400 Series  
**PG 101** EW0500 Series  
**PG 102** EW0600 Series  
**PG 103** EW0700 Series

**Back-Up Alarms**

alarmas de retroceso  
**PG 109** EA9070  
 EA9724  
 EA9780

**Camera Systems**

sistemas de camaras  
**PG 120** EC7000-QK  
**PG 126** EC2020-C  
 EC2021-C  
 EC2022-C  
 EC2023-C  
 EC2024-C



# contents guide

## guia de indice



**What's New?**  
¿Qué hay de nuevo?  
pages 2-3



**Directional LEDs**  
direccionales LEDs  
pages 6-17



**Remote Strobes**  
remoto estroboscopico  
page 18-19



**Beacons**  
balizas  
pages 20-31



**Minibars**  
minibarras  
pages 32-41



**Lightbars**  
barras de luces  
pages 42-59



**Safety Director™**  
controlador de trafico  
pages 62-66



**Worklamps**  
lamparas de trabajo  
pages 68-87



**Utility Bars**  
luz de trabajo bares  
pages 88-95



**Interior Lighting**  
iluminación interior  
pages 96-103



**Alarms & Audible Signal Devices**  
las alarmas audibles y avisadores  
pages 104-115



**Camera Systems**  
sistemas de camaras  
pages 116-127



**Camera Accessories**  
accesorios  
pages 128-129



**Domes & Lenses**  
domos y cristales  
pages 130-131



**Light Source Components**  
componentes de fuente de luz  
pages 132-133



**Switches & Controls**  
control y interruptores  
page 134



**Lightbar Mounting Kits**  
kit para monta barra de luz  
page 135



**Mounting Hardware**  
articulos de montaje  
pages 136-137



**Cables & Connectors**  
cables, enchufes y conectores  
page 138



**Guards & Covers**  
protectores y cobertores  
page 138



**Dome Screws & Clips**  
protectores y cotornillo de domo  
page 138



**Countertop Displays**  
pantallas de mostradores  
page 139



**Gondola Display Kits**  
kits de pantallas de aparadores  
page 140



**Power Supplies**  
fuentes de alimentación  
page 139



**Advertising Materials**  
materiales publicitarios  
page 141



**The Dirt Magazine**  
la revista Dirt  
pages 60-61



**Model Trucks**  
modelos de camiones  
page 67



**Mobile App**  
aplicación para celular  
page 104



**Part Number Index**  
indice de numeros de parte  
pages 142-143













**Notes**  
notas  
page 144



# symbol guide & certifications

## guía de símbolos y certificaciones

### Symbol Guide guía de símbolos

<b>#</b> Part Number números de parte	<b>C</b> Color color	<b>V</b> Volts voltaje	<b>A</b> Amps amperios	<b>T</b> Type tipo	<b>J</b> Joules joules	<b>L</b> Lumens lúmenes	<b>W</b> Watts vatios	<b>dB(A)</b> Decibels decibeles	<b>F</b> Flashes per minute destellos por minuto
									
Approvals aprobaciones	Warranty garantía	Mounting montaje	Beam Pattern patrón de iluminación	Monitor monitor	Camera cámara	Cable cable	Control Box controlador	Proximity Sensors sensores de proximidad	Buzzer zumbador

### Certifications & Standards certificaciones y normas

#### Lighting

**SAE Class (I, II & III)** Indicates compliance with the relevant section of the Society of Automotive Engineers' general requirements for warning lights. Specific class ratings indicate the intensity of light produced, Class I being most powerful. Indica la conformidad del producto con la sección correspondiente de dispositivos de advertencia, de los requerimientos generales de la SAE (Sociedad de Ingenieros Automotrices) estadounidense. La clasificación nominal específica indica la intensidad de la luz producida (la Clase I es la más potente).

**California Title 13** Indicates compliance with California vehicle code requirements. Indica la conformidad con los requerimientos del Código de Vehículos de California.

**R65** Indicates compliance with European regulations specifically related to vehicle warning lights. Indica la conformidad con las regulaciones europeas que rigen específicamente las luces de advertencia de vehículos.

#### Alarms

**SAE Type A, B, C, D, E & F** Indicates compliance with the relevant section of the Society of Automotive Engineers general requirements for back-up alarms and other audible warning devices. Specific type indicates the dB(A) of the alarm. Indica la conformidad del producto con la sección correspondiente de alarmas de retroceso y de otros dispositivos de advertencia sonora, de los requerimientos generales de la SAE (Sociedad de Ingenieros Automotrices) estadounidense. El tipo específico indica la intensidad sonora (en dB(A)) de la alarma.

#### General

**CE** Indicates compliance with general mandatory European product safety regulations (electromagnetic compatibility). Indica la conformidad con las regulaciones europeas obligatorias de tipo general relativas a la seguridad de los productos (compatibilidad electromagnética).

**e / R10** Indicates compliance with mandatory European product safety regulations specifically related to electrical products for on-road vehicles (electromagnetic compatibility). Indica la conformidad con las regulaciones europeas obligatorias de tipo general relativas específicamente a productos eléctricos para vehículos de uso dentro de la carretera (compatibilidad electromagnética).

**IP** Indicates level of environmental protection provided by a product enclosure as defined by the European Committee for Electro Technical Standardization. Ingress Protection (IP) ratings are stated as two numbers, the first number relates to protection from solid materials (1-6), and the second number to protection from liquids (1-8). The higher the number, the greater the protection. Indica el nivel de protección al medioambiente suministrada por la carcasa de un producto, según lo establecido por el Comité Europeo de Normalización Electrónica. Las clasificaciones de protección contra la entrada (IP) se estipulan en forma del prefijo "IP" seguido de dos números: el primer número (1-6) está asociado a la protección contra la entrada de materiales sólidos y el segundo número (1-8) está asociado a la protección contra la entrada de líquidos (mientras mayor sea el número mayor es la protección).

**UL / ** Indicates compliance with a relevant electrical product safety standard as defined by Underwriters Laboratories (UL). UL recognized products are suitable for use on electrically powered vehicles that are themselves covered by a UL standard (i.e. forklifts). Indica la conformidad con una norma pertinente relativa a la seguridad de productos eléctricos, según lo establecido por el Underwriters Laboratories (UL). Los productos certificados por UL son idóneos para su uso en vehículos movidos por electricidad que a su vez estén cubiertos por una norma UL, p.ej., montacargas.

**AMECA** Indicates 3<sup>rd</sup> party, independent verification of SAE compliance by the Automotive Manufacturers Equipment Compliance Agency. Indica una verificación independiente hecha por un tercero de la conformidad con las normas pertinentes de la SAE, por la Agencia estadounidense de Conformidad de Equipos de Fabricantes Automotrices (AMECA).



## Wafer Thin Warning

Solid, split, or dual-colors, excellent off-axis light output, multiple flash patterns, synchronization capability, and certification to all the world's major lighting standards. These cutting edge LEDs are big on features but not on size.

PLACA FINA DE ADVERTENCIA Color sólido, bifurcado o doble, con una excelente iluminación fuera del eje, varios patrones de destello, capacidad de sincronización y certificación de los principales estándares de iluminación del mundo. Estos LED de última generación tienen una gran cantidad de funcionalidades, pero no son de gran tamaño.





# directional LED

direccional LED

## ED3701

SAE Class I  
Solid- or Split-Color Surface Mount

- # ED3701A
- C Amber
- V 12-24
- A 0.8
- X 2 Bolt
- ☑ SAE J595 Class I
- ☑ California Title 13, R65, R10
- 🕒 3 Year

**DIMENSIONS** DIMENSIONES  
1.2 [32] H x 4.7 [120] W x 0.5 [13] D

**AVAILABLE COLORS** COLORES DISPONIBLES  
Amber, Blue, Clear, Green, Red, Amber/Blue,  
Amber/Clear, Amber/Green, Amber/Red,  
Blue/Clear, Red/Blue & Red/Clear



Ultra low-profile surface mount  
Montaje de superficie de perfil ultra bajo

Excellent off-axis light output  
Excelente iluminación fuera del eje

Six high-intensity LEDs, solid- or split-color options  
Seis LEDs de alta intensidad, opciones de colores sólidos o divididos

13 flash patterns  
13 patrones de destellos

Synchronization capable  
Capacidad de sincronización

## ED3702

SAE Class I  
Dual-Color Surface Mount

- # ED3702AC
- C Amber/Clear
- V 12-24
- A 0.6
- X 2 Bolt
- ☑ SAE J595 Class I
- ☑ California Title 13, R65, R10
- 🕒 3 Year

**DIMENSIONS** DIMENSIONES  
1.2 [32] H x 4.7 [120] W x 0.5 [13] D

**AVAILABLE COLORS** COLORES DISPONIBLES  
Amber/Blue, Amber/Clear, Amber/Green, Amber/Red,  
Blue/Clear, Red/Blue & Red/Clear



Dual-color warning  
Advertencia de dos colores

Ultra low-profile surface mount  
Montaje ultra superficie de bajo perfil

Excellent off-axis light output  
Excelente iluminación fuera del eje

12 high-intensity LEDs, six of each color  
12 LEDs de alta intensidad, seis de cada color

12 flash patterns  
12 patrones de destellos

Synchronization capable  
Compatible con sincronización



# directional LED

direccional LED



Tilt bracket / self-adhesive

Edge Mount

Solid- or split-color options  
Opciones de colores sólidos o divididos

Four mounting options included  
Cuatro opciones de montaje incluido

Six high-intensity LEDs  
Seis LEDs de alta intensidad

13 flash patterns  
13 patrones de destellos

Synchronization capable  
Capacidad de sincronización

## ED3706

SAE Class I  
Solid- or Split-Color Multi-Mount

- # ED3706A
- C Amber
- V 12-24
- A 0.9
- X Multi-Mount (surface, tilt bracket, self-adhesive, edge)
- ☑ SAE J595 Class I, California Title 13, R65, R10, IP67
- Ⓜ 3 Year

DIMENSIONS DIMENSIONES  
1.2 [32] H x 5.2 [132] W x 0.8 [21] D

AVAILABLE COLORS COLORES DISPONIBLES  
Amber, Blue, Clear, Green, Red,  
Amber/Blue, Amber/Clear, Amber/Green, Amber/Red, Red/Blue



Tilt bracket / self-adhesive

Edge Mount

Dual-color warning  
Advertencia de dos colores

Four mounting options included  
Cuatro opciones de montaje incluido

12 high-intensity LEDs, six of each color  
Doce LEDs de alta intensidad, seis de cada color

12 flash patterns  
12 patrones de destellos

Synchronization capable  
Capacidad de sincronización

## ED3712

SAE Class I  
Dual-Color Multi-Mount

- # ED3712AC
- C Amber/Clear
- V 12-24
- A 0.9
- X Multi-Mount (surface, tilt bracket, self-adhesive, edge)
- ☑ SAE J595 Class I, California Title 13, R65, R10
- Ⓜ 3 Year

DIMENSIONS DIMENSIONES  
1.2 [32] H x 5.2 [132] W x 0.8 [21] D

AVAILABLE COLORS COLORES DISPONIBLES  
Amber/Blue, Amber/Clear, Amber/Green, Amber/Red,  
Blue/Clear, Red/Blue & Red/Clear





# directional LED

direccional LED

## ED3766

SAE Class I  
Dual-Color Surface Mount

- # ED3766AC
- C Amber / Clear
- V 12-24
- A 0.8
- X 2 Bolt
- ⊗ SAE J595 Class I
- California Title 13, R65, CE, R10, IP67
- ⌚ 3 Year

**DIMENSIONS** DIMENSIONES  
1.1 [27] H x 6.4 [162] W x 1.5 [38] D

**AVAILABLE COLORS** COLORES DISPONIBLES  
Amber/Blue, Amber/Clear, Amber/Green,  
Amber/Red & Red/Blue



**MOUNTING** MONTAJE  
EZ3766L Universal Bracket soporte universal



Dual-color warning  
Advertencia de dos colores

Separate control of each color  
Regulación separada de cada color

12 high-intensity LEDs, six of each color  
12 LEDs de alta intensidad, seis de cada color

12 flash patterns  
12 patrones de destellos

Synchronization capable  
Capacidad de sincronización



## Two for One

Buy an ED3766 and get two colors in one light! Create an attention-getting, multi-color warning system with half the hassle using our most cost-effective, dual-color LEDs.

DOS POR UNO ¡Compre un ED3766 y obtenga dos colores en una luz! Cree un atractivo sistema de advertencia multicolor sin tanto problema con nuestros más económicos LED de color doble.



## directional LED

direccional LED



Compact high-intensity LED warning signal  
Señal de advertencia de LED compacta y de alta intensidad

16 flash patterns  
16 patrones de destellos

Synchronization capable  
Capacidad de sincronización

In-line waterproof driver module  
Módulo impulsor en línea a prueba de agua

## 3510

SAE Class I Surface Mount

- # 3510A
- C Amber
- V 12-24
- A 0.75
- X 2 Bolt
- ☉ SAE J595 Class I
- ☉ California Title 13, CE, R10
- ☉ 5 Year

**DIMENSIONS** DIMENSIONES  
1.5 [37] H x 3.67 [93] W x 0.5 [12] D

**AVAILABLE COLORS** COLORES DISPONIBLES  
Amber, Blue, Clear, Green & Red



**MOUNTING** MONTAJE  
A3510L Universal Bracket soporte universal  
A3510BZC Chrome Bezel bisel cromado  
A3510MA Multi-Angle Bracket soporte multiángulos



Seven flash patterns  
Siete patrones de destellos

Fits standard rear lighting grommet (3861 only)  
Compatible con anillos traseros de montaje (sólo 3861)

Synchronization capable  
Capacidad de sincronización

Encapsulated electronics extend product life  
Encapsulamiento de los componentes electrónicos, que prolonga la vida del producto

## 3811 / 3861

SAE Class I Surface / Grommet Mount

- |   |   |
|---|---|
| <br><ul style="list-style-type: none"> <li># 3811A</li> <li>C Amber</li> <li>V 12-24</li> <li>A 0.4</li> <li>X 2 Bolt</li> <li>☉ SAE J595 Class I</li> <li>☉ CE, R10</li> <li>☉ 3 Year</li> </ul> | <br><ul style="list-style-type: none"> <li># 3861A</li> <li>C Amber</li> <li>V 12-24</li> <li>A 0.4</li> <li>X Grommet</li> <li>☉ SAE J595 Class I</li> <li>☉ CE, R10</li> <li>☉ 3 Year</li> </ul> |
|---|---|

**DIMENSIONS** DIMENSIONES  
2.1 [53] H x 5.9 [151] W x 1.2 [30] D

**AVAILABLE COLORS** COLORES DISPONIBLES  
Amber, Blue, Clear & Red



**MOUNTING** MONTAJE  
A3860ADPT Grommet Adapter adaptador de anillo de goma  
R2160GO Oval Grommet anillo de goma  
A9895 Oval Grommet Mounting Box cajetines de montaje de anillos ovalados de goma



# directional LED

direccional LED

## VigiLED II™

Surface / Bracket Mount

- # ED0001A
- C Amber
- V 12-24
- A 0.7
- X 2 Bolt / Bracket
- ⊗ R65, R10, IP67
- ⌚ 1 Year

**DIMENSIONS** DIMENSIONES  
 2.9 [74] H x 2.9 [73] W x 1.2 [31] D  
 3.4 [86] H x 3.1 [78] W including bracket

**AVAILABLE COLORS** COLORES DISPONIBLES  
 Amber, Blue, Clear, Green & Red




Surface or bracket mount  
 Montaje de superficie o sobre soporte

18 flash patterns  
 18 patrones de destellos

Synchronization capable  
 Capacidad de sincronización

Encapsulated electronics extend product life  
 Encapsulamiento de los componentes electrónicos,  
 que prolonga la vida del producto

## ED3022

Surface / Bracket Mount

- # ED3022A
- C Amber
- V 12-24
- A 1.5
- X 2 Bolt / Bracket
- ⊗ SAE J595 Class I, R65, R10
- ⌚ 3 Year

**DIMENSIONS** DIMENSIONES  
 2.6 [65] H x 3.6 [93] W x 1.4 [35] D  
 3.6 [93] H x 3.6 [93] W including bracket

**AVAILABLE COLORS** COLORES DISPONIBLES  
 Amber, Blue, Clear, Green & Red




Surface or bracket mount  
 Montaje de superficie o sobre soporte

12 flash patterns  
 12 patrones de destellos

Aluminum heatsink housing and polycarbonate lens  
 Alojamiento disipador de calor, de aluminio y cristal de policarbonato

Supplied with a bezel matching color of illumination  
 Se suministra con un color a juego bisel de iluminación

- ACCESSORIES** ACCESORIOS
- ER2020A Amber Bezel bisel ámbar
  - ER2020B Blue Bezel bisel azul
  - ER2020BLK Black Bezel bisel negro
  - ER2020C Chrome Bezel bisel cromo
  - ER2020G Green Bezel bisel verde
  - ER2020R Red Bezel bisel rojo
  - ER2020W White Bezel bisel blanco



# directional LED

## direccional LED



Three (3703), four (3704) and six (3705) LED models available  
Tres (3703), cuatro (3704) y seis (3705) modelos de LED disponibles

Solid- or split-color options (3704 and 3705 only)  
Opciones de colores sólidos o divididos (3704 y 3705 sólo)

11 flash patterns (3703 only)  
11 patrones de destellos (3703 sólo)

21 flash patterns (3704 and 3705 only)  
21 patrones de destellos (3704 y 3705 sólo)

Synchronization capable  
Capacidad de sincronización

Black bezel included  
Bisel negro incluido

### MOUNTING MONTAJE

- EZ3703RUBZ Rubber Grommet, Black Arandela de goma, negro
- EZ3704RUBZ Rubber Grommet, Black Arandela de goma, negro
- EZ3705RUBZ Rubber Grommet, Black Arandela de goma, negro
- EZ3703BLBZ Black Bezel Bisel negro
- EZ3704BLBZ Black Bezel Bisel negro
- EZ3705BLBZ Black Bezel Bisel negro
- EZ3703CHMBZ Chrome Bezel Bisel cromado
- EZ3704CHMBZ Chrome Bezel Bisel cromado
- EZ3705CHMBZ Chrome Bezel Bisel cromado
- EZ3703LICB License Plate Bracket soporte de placa de licencia
- EZ3703LBRKT 90° Bracket Soporte de noventa grados
- EZ3704LBRKT 90° Bracket Soporte de noventa grados
- EZ3705LBRKT 90° Bracket Soporte de noventa grados
- EZ3703GBKT Grille Bracket Soporte de la reja
- EZ3704GBKT Grille Bracket Soporte de la reja
- EZ3705GBKT Grille Bracket Soporte de la reja

## 3703 / 3704 / 3705

SAE Class I Surface Mount



- # 3703A
- C Amber
- V 12-24
- A 0.5
- X 2 Bolt
- ⊕ SAE J595 Class I, R10
- Ⓜ 3 Year



- # 3704A
- C Amber
- V 12-24
- A 0.7
- X 2 Bolt
- ⊕ SAE J595 Class I, R10
- Ⓜ 3 Year



- # 3705A
- C Amber
- V 12-24
- A 0.9
- X 2 Bolt
- ⊕ SAE J595 Class I
- Ⓜ 3 Year

### DIMENSIONS DIMENSIONES

3703: 1.3 [33] H x 3.5 [89] W x 1 [25] D  
3704: 1.3 [33] H x 4.5 [115] W x 1 [25] D  
3705: 1.3 [33] H x 6.2 [157] W x 1 [25] D

### AVAILABLE COLORS COLORES DISPONIBLES

Amber, Blue, Clear, Green & Red





# directional LED

direccional LED

## 3715

SAE Class I Surface Mount

- # 3715A
- C Amber
- V 12
- A 0.3
- X 2 Bolt
- Ⓢ SAE J595 Class I
- CE, R10, IP67
- 🕒 5 Year

**DIMENSIONS** DIMENSIONES  
1.5 [38] H x 5.1 [130] W x 1.5 [38] D

**AVAILABLE COLORS** COLORES DISPONIBLES  
Amber, Blue, Clear, Green & Red



Nine flash patterns  
Nueve patrones de destellos

Synchronization capable  
Capacidad de sincronización

Encapsulated electronics extend product life  
Encapsulamiento de los componentes electrónicos, que prolonga la vida del producto

## 3730 / 3735

SAE Class II Surface Mount

- |                     |                      |
|---------------------|----------------------|
| # 3730A             | 3735A                |
| C Amber             | Amber                |
| T Aluminum aluminio | ABS Plastic plástico |
| V 12-24             | 12                   |
| A 0.3               | 0.3                  |
| X 2 Bolt            | 2 Bolt               |
| Ⓢ SAE J595 Class II | -                    |
| CE, R10, IP67       | CE, R10, IP67        |
| 🕒 5 Year            | 1 Year               |

**DIMENSIONS** DIMENSIONES  
1.3 [34] H x 3.7 [94] W x 1.5 [39] D

**AVAILABLE COLORS** COLORES DISPONIBLES  
Amber, Blue, Clear, Green (3735 only) & Red



3730 = 14 flash patterns  
3730 = 14 patrones de destellos

3735 = 11 flash patterns  
3735 = 11 patrones de destellos

Synchronization capable (3730 only)  
Capacidad de sincronización (sólo 3730)

Encapsulated electronics extend product life  
Encapsulamiento de los componentes electrónicos, que prolonga la vida del producto

- MOUNTING** MONTAJE
- A3730BKT Universal Bracket soporte universal
  - A3730TNK Trunk Mount Bracket soporte de instalación en el baúl
  - A3730DCK Deck Mount Bracket soporte de instalación en la plataforma
  - A3730WIN Adhesive Window Bracket soporte adhesivo (de ventana)
  - A3730LIC License Plate Bracket soporte de placa de licencia



# directional LED

## direccional LED



Extremely thin design  
Diseño extremadamente delgado

15 flash patterns (3910-3930 only)  
15 patrones de destellos (sólo 3910-3930)

16 flash patterns (3931-3932 only)  
16 patrones de destellos (sólo 3931-3932)

Fits standard rear-lighting grommet (supplied, 3921 / 3920 only)  
Compatible con anillos traseros estándar de montaje (incluido, sólo 3921-3920)

Synchronization capable (3931-3932 only)  
Capacidad de sincronización (sólo 3930-3932)

Optional chrome or black bezel (3930-3932 only)  
Bisel opcional cromado o negro (sólo 3930-3932)

### MOUNTING MONTAJE

**A3930BZB** Black Bezel (3930 only)

Bisel negro (sólo 3930)

**A3930BZC** Chrome Bezel (3930 only)

Bisel cromado (sólo 3930)

**A3931BZB** Black Bezel (3931 only)

Bisel negro (sólo 3931)

**A3931BZC** Chrome Bezel (3931 only)

Bisel cromado (sólo 3931)

**A3932BZB** Black Bezel (3932 only)

Bisel negro (sólo 3932)

**A3932BZC** Chrome Bezel (3932 only)

Bisel cromado (sólo 3932)

**R2140GR** Round Mounting Grommet (3921 only)

Montaje con anillo redondo de goma (sólo 3921)

**R2160GO** Oval Mounting Grommet (3920 only)

Anillo ovalado de goma, de montaje (sólo 3920)

**A9894** Round Grommet Mounting Box (3921 only)









Cajetín de montaje de anillo redondo de goma (sólo 3921)

**A9895** Oval Grommet Mounting Box (3920 only)

Cajetín de montaje de anillo ovalado de goma (sólo 3920)

## 3900 Series

Surface / Grommet Mount

	
<b># 3930A</b>	<b># 3910A</b>
Amber	Amber
12	12
0.8	0.8
4 Bolt	2 Bolt
2 Year	2 Year
	
<b># 3912A</b>	<b># 3911A</b>
Amber	Amber
12	12
0.8	0.8
2 Bolt	2 Bolt
2 Year	2 Year
	
<b># 3921A</b>	<b># 3920A</b>
Amber	Amber
12	12
0.8	0.8
Round Grommet	Oval Grommet
2 Year	2 Year
	
<b># 3931A</b>	<b># 3932A</b>
Amber	Amber
12	12
0.5	0.5
2 Bolt	2 Bolt
IP66	IP66
2 Year	2 Year

### DIMENSIONS DIMENSIONES

3910: 3.2 [81] H x 5.0 [128] W x 0.3 [9] D  
 3911: 2.3 [58] H x 6.4 [164] W x 0.3 [9] D  
 3912: 4.3 [110] Diameter x 0.3 [9] D  
 3920: 2.3 [58] H x 6.5 [165] W x 0.8 [19] D  
 3921: 4.3 [110] Diameter x 0.3 [9] D  
 3930: 3.0 [76] H x 4.2 [107] W x 0.3 [9] D  
 3931: 2.0 [50] H x 3.8 [97] W x 0.3 [9] D  
 3932: 1.5 [38] H x 5.1 [129] W x 0.3 [9] D

### AVAILABLE COLORS COLORES DISPONIBLES

Amber, Blue (3931/32 only), Clear (3931/32 only) & Red







# directional LED

direccional LED

## 3945 / 3965

SAE Class I Grommet Mount



### # 3945A

**C** Amber  
**V** 12-24  
**A** 0.5  
**X** Round Grommet  
**⊙** SAE J595 Class I  
**⌚** 1 Year

### # 3965A

**C** Amber  
**V** 12-24  
**A** 0.5  
**X** Oval Grommet  
**⊙** SAE J595 Class I  
**⌚** 1 Year

#### DIMENSIONS DIMENSIONES

3945: 5.2 [132] Diameter x 1.3 [32] D  
3965: 2.2 [56] H x 7.4 [189] W x 1.5 [38] D

#### AVAILABLE COLORS COLORES DISPONIBLES

Amber, Blue, Clear & Red



Eight flash patterns  
Ocho patrones de destellos

Fits standard rear-lighting grommet  
Compatible con anillos traseros estándar de montaje

## 3611 / 3612

SAE Class I  
Grille / Deck / Dash / Window Mount



### # 3611A

**C** Amber  
**T** Single único  
**V** 12-24  
**A** 0.55  
**X** 2 Bolt / Suction Cup  
**⊙** SAE J595 Class I  
California Title 13  
CE, R10  
**⌚** 3 Year

### # 3612AA


**C** Amber  
**T** Twin gemela  
**V** 12-24  
**A** 1.0  
**X** 2 Bolt / Suction Cup  
**⊙** SAE J595 Class I  
California Title 13  
CE, R10  
**⌚** 3 Year

#### DIMENSIONS DIMENSIONES

Permanent Mount  
3611: 2.1 [53] H x 5.2 [131] W x 2.9 [74] D  
3612: 2.1 [53] H x 9.2 [233] W x 2.9 [74] D  
Temporary / Window Mount  
3611: 1.4 [35] H x 6.3 [161] W x 4.4 [112] D  
3612: 1.4 [35] H x 10.3 [263] W x 4.4 [112] D

#### AVAILABLE COLORS COLORES DISPONIBLES

Amber, Blue, Clear & Red



20 flash patterns  
20 patrones de destellos

Synchronization capable  
Capacidad de sincronización

Includes temporary and permanent mounting hardware (supplied in temporary configuration, easily converts to permanent mount)  
Incluye piezas para ensamblar para montaje temporal o permanente (se supe para la configuración temporal, fácilmente se convierte en la permanente)

Cigarette plug adapter with on/off and flash pattern switches  
Adaptador para encendedor de cigarrillos, con interruptores de encendido y apagados y de patrón de destellos

Encapsulated electronics extend product life  
Encapsulamiento de los componentes electrónicos, que prolonga la vida del producto



# directional LED

direccional LED



Quad flash  
Destellos cuádruples

Three or six LEDs  
Tres o seis LEDs

Single hole installation  
Instalación con un solo hoyo o agujero

Tough polycarbonate base and lens  
Base y lente de policarbonato resistente



Self-adhesive peel and stick backing  
Auto adhesiva, retire la capa posterior y pegue



Video

To view a Stick-A-LED™ product video, scan with any QR code reader app

para ver el video, escanear con cualquier aplicación lectora de códigos QR

Or visit [YouTube.com/ECCOSafety](https://www.youtube.com/ECCOSafety)

## Stick-A-LED™

Self-Adhesive Mount



# ED0002A  
C Amber  
T 3 LEDs  
V 12-24  
A 0.6  
X Self-Adhesive  
☑ CE, R10, IP66  
🕒 1 Year



# ED0003A  
C Amber  
T 3 LEDs  
V 12-24  
A 0.6  
X Self-Adhesive  
☑ CE, R10, IP66



# ED0004A  
C Amber  
T 6 LEDs  
V 12-24  
A 0.75  
X Self-Adhesive  
☑ CE, R10, IP66  
🕒 1 Year

### DIMENSIONS DIMENSIONES

ED0002: 1.0 [26] H x 2.4 [60] W x 0.4 [11] D

ED0003: 1.7 [44] H x 1.9 [49] W x 0.4 [11] D

ED0004: 1.6 [41] H x 2.1 [54] W x 0.4 [11] D

### AVAILABLE COLORS COLORES DISPONIBLES

Amber, Blue, Clear & Red



### POP-4

Stick-A-LED™ countertop display  
(includes product & power supply)

Exhibidor de Stick-A-LED para mostrador  
(Incluye producto y fuente de poder)



# directional LED

direccional LED



## Hide-A-LED™

Concealed Warning LEDs

Two, four, or six LED head Cabezal de dos, cuatro o seis diodos LED

Head / tail light applications Aplicaciones de luces delanteras/traseras







9014 = In-headlight or surface mountable Montable tanto por dentro de faros delanteros como sobre la superficie

ED0010/ED0011 = Easily installs in compact and double wall light casings Fácil de instalar en marcos de luz compactos y de doble pared

16 flash patterns (see page 114) 16 patrones de destellos (vea la página 114)

Synchronization capable (see page 113) Capacidad de sincronización (vea la páginas 11)

In-line waterproof driver module with 9' cable Módulo impulsor en línea a prueba de agua con cable de 9 pies

			
<b>#</b> ED0010A	<b>#</b> ED0011A	<b>#</b> 9011A	<b>#</b> 9021AA
<b>C</b> Amber	<b>C</b> Amber	<b>C</b> Amber	<b>C</b> Amber
<b>T</b> 2 LEDs	<b>T</b> 2 LEDs	<b>T</b> 4 LEDs	<b>T</b> 4 LEDs
<b>V</b> 3/4" Shaft	<b>V</b> 2" Shaft	<b>V</b> 1 Head	<b>V</b> 2 Heads
<b>A</b> 12-24	<b>A</b> 12-24	<b>A</b> 12-24	<b>A</b> 12-24
<b>X</b> 0.5	<b>X</b> 0.5	<b>X</b> 0.35	<b>X</b> 1.0
<b>⊗</b> Self-Adhesive / 2 Bolt	<b>⊗</b> Self-Adhesive / 2 Bolt	<b>⊗</b> 2 Bolt	<b>⊗</b> 2 Bolt
<b>⌚</b> CE, R10, IP67	<b>⌚</b> CE, R10, IP67	<b>⌚</b> CE, R10	<b>⌚</b> CE, R10
<b>⌚</b> 3 Year	<b>⌚</b> 3 Year	<b>⌚</b> 5 Year	<b>⌚</b> 5 Year
			
<b>#</b> 9031A	<b>#</b> 9022AA	<b>#</b> 9013A	<b>#</b> 9014A
<b>C</b> Amber	<b>C</b> Amber	<b>C</b> Amber	<b>C</b> Amber
<b>T</b> 4 LEDs	<b>T</b> 4 LEDs	<b>T</b> 6 LEDs	<b>T</b> 6 LEDs
<b>V</b> 1 Head	<b>V</b> 2 Heads	<b>V</b> 1 Head	<b>V</b> 1 Head
<b>A</b> 12-24	<b>A</b> 12-24	<b>A</b> 12-24	<b>A</b> 12-24
<b>X</b> 0.35	<b>X</b> 1.0	<b>X</b> 1.25	<b>X</b> 0.9
<b>⊗</b> Pop-In	<b>⊗</b> Pop-In	<b>⊗</b> 2 Bolt	<b>⊗</b> 2 Bolt
<b>⌚</b> CE, R10	<b>⌚</b> CE, R10	<b>⌚</b> CE, R10	<b>⌚</b> CE, R10, IP67
<b>⌚</b> 5 Year	<b>⌚</b> 5 Year	<b>⌚</b> 5 Year	<b>⌚</b> 2 Year

ED0010 / ED0011  
Flange or self-adhesive  
1/2" hole mount  
Con brida o de autoadhesiva  
Montaje en orificio de 1/2"

9011 - 9031  
Flange or pop-in  
1" hole mount  
Con brida o de encajar  
Montaje en orificio de 1"

9014  
In-headlight flange 1"  
hole or surface mount  
Montaje dentro de faro principal  
o montaje en superficie  
Montaje en orificio de 1"

**AVAILABLE COLORS** COLORES DISPONIBLES  
Amber, Blue, Clear & Red



**DIMENSIONS** DIMENSIONES

ED0010: 1.3 [33] H x 1.0 [25] Diameter  
ED0011: 2.3 [60] H x 1.0 [25] Diameter  
9011/9021: 1.1 [27] H x 1.5 [38] Diameter  
9022/9031: 1.3 [34] x 1.1 [28] Diameter

9013: 1.1 [27] H x 1.5 [38] Diameter  
9014: 0.9 [22] H x 1.5 [38] Diameter  
9014 Bezel: 1.65 [42] H x 2.3 [58] Diameter



# remote strobes

remoto estroboscópico



Two or four head systems  
Sistemas de dos y cuatro cabezales

Head / tail light applications  
Aplicaciones de luces delanteras/traseras

Pop-in 1" hole mount  
Montaje de encajar (orificio de 1")

Double or quad flash  
Destellos dobles y cuádruples

Hi / Lo intensity  
Intensidad alta/baja



Die-cast aluminum housing  
Alojamiento de fundición de aluminio

## Hide-Away Systems

#	<b>9460-1</b>	<b>9460-11</b>
C	Clear	Clear
T	4 heads	4 heads
V	12-24	12-24
⊙	4, 15'	2, 15' and 2, 20'
⌚	2 Year, 6 month tube	2 Year, 6 month tube
#	<b>9460-18</b>	<b>9460-14</b>
C	Clear	Clear
T	4 heads	4 heads
V	12-24	12-24
⊙	2, 15' and 2, 35'	2, 20' and 2, 25'
⌚	2 Year, 6 month tube	2 Year, 6 month tube
#	<b>9460-19</b>	<b>9460-15</b>
C	Clear	Amber
T	4 heads	4 heads
V	12-24	12-24
⊙	4, 25'	4, 15'
⌚	2 Year, 6 month tube	2 Year, 6 month tube
#	<b>9460-16</b>	
C	Amber	
T	4 heads	
V	12-24	
⊙	2, 15' and 2, 35'	
⌚	2 Year, 6 month tube	

### POWER SUPPLIES

FUENTES DE ALIMENTACIÓN



#	<b>9230</b>	<b>9460</b>
T	2 heads	4 heads
V	12-24	12-24
W	30	60
F	70 FPMx2, 65 FPMx4	70 FPMx2, 60 FPMx4
⊙	CE, R10	CE, R10
⌚	2 Year	2 Year

### DIMENSIONS

DIMENSIONES

9230: 1.7 [44] H x 6.4 [161] W x 3.7 [93] D  
9460: 2 [50] H x 7.2 [183] W x 6. [161] D



**NON-SHIELDED CABLES**  
CABLES SIN CUBIERTA  
9915 15' 9935 35'  
9920 20' 9950 50'  
9925 25'

**SHIELDED CABLES**  
CABLES CON BLINDAJE  
9915S 15'  
9935S 35'  
9950S 50'



**ADAPTORS**  
ADAPTADORES  
A9000AMP Connector & pins  
R9000PCH Power cable



**STROBE LIGHT HEADS**  
CABEZALES DE LUCES ESTROBOSCÓPICAS  
9001X Hide-Away  
Replace 'X' with A=Amber, C=Clear  
Reemplace la 'X' por A (ámbar), C (transparente)



# remote strobes

remoto estroboscópico

## Hide-Away Systems

#	<b>9660-1</b>	<b>9660-2</b>
C	Clear	Clear
T	4 heads	4 heads
V	12-24	12-24
⌚	4, 15'	2, 15' and 2, 20'
🕒	2 Year, 6 month tube	2 Year, 6 month tube

### POWER SUPPLIES

FUENTES DE ALIMENTACIÓN



#	<b>9660</b>
T	6 heads
V	12-24
W	60
F	Varies
🕒	2 Year

**DIMENSIONS** DIMENSIONES  
2.2 [55] H x 5.5 [140] W x 5.6 [142] D



Expandable to six heads  
Ampliable a seis cabezales

### Six head system

Sistema de seis cabezales

### Head / tail light applications

Aplicaciones de luces delanteras/traseras

### Flange 1" hole mount

Montaje de brida (orificio de 1")

### 15 flash patterns

15 patrones de destellos

### Hi/Lo intensity

Intensidad alta/baja

### Plug-in switch panel (order separately)

Panel de interruptor de enchufar (pedido aparte)

### Comes with four heads and is expandable to six

Viene con cuatro cabezas y es ampliable a seis



**SHIELDED CABLES**  
CABLES CON CUBIERTA  
9915AMP 15'  
9930AMP 30'



### STROBE LIGHT HEADS

CABEZALES DE LUCES ESTROBOSCÓPICAS  
9007X Hide-Away  
9006X Oval Grommet (9230/9460 only)  
Replace 'X' with A=Amber, C=Clear  
Reemplace la 'X' por A (ámbar), C (transparente)



**SWITCH PANEL**  
PANEL DE INTERRUPTOR  
A9660SW



## Beware of the Square

ECCO's new square beacon is anything but. It features two height profiles, single or twin stack LEDs, single- or dual-color, multiple flash patterns with simulated rotate, and it's synchronizable. Oh yeah, it looks cool too!

**CUIDADO CON EL RECUADRO** El nuevo faro cuadrado de ECCO es algo más. Cuenta con dos alturas, LED en una sola pila o en pilas gemelas, color único o colores dobles, varios patrones de destello con rotación simulada y puede sincronizarse. ¡Ah! ¡Y además se ve genial!





# beacons LED

balizas LED

## EB7180

SAE Class I LED



- # **EB7180A**
- C Amber
- V 12-24
- A 6.2
- X 3 Bolt / 1" Pipe
- ☑ SAE J845 Class I, Cal. Title 13, R10, IP55, AMECA
- 🕒 3 Year

- # **EB7180A-VM**
- C Amber
- V 12-24
- A 6.2
- X Vacuum-Magnet
- ☑ SAE J845 Class I, Cal. Title 13, R10, IP55, AMECA
- 🕒 3 Year


**DIMENSIONS** DIMENSIONES  
2.3 [58] H x 6.5 [165] W x 6.5 [165] D

**AVAILABLE COLORS** COLORES DISPONIBLES  
Amber, Clear/Amber & Clear/Clear



CA models = clear lens / amber illumination  
CA modelos = transparente cristales/ámbar iluminación

CC models = clear lens / clear illumination  
CC modelos = transparente cristales/cristales iluminación



Compact, low-profile beacon  
Señalizador compacto de bajo perfil

8 flash patterns, including simulated rotate mode  
8 patrones de destello, incluyendo el modo de rotación simulada

Synchronization capable  
Capacidad de sincronización

## EB7185

SAE Class I Dual-Color LED



- # **EB7185AAA**
- C Amber
- V 12-24
- A 8.6
- X 3 Bolt / 1" Pipe
- ☑ SAE J845 Class I, Cal. Title 13, R10, IP55, AMECA
- 🕒 3 Year

- # **EB7185AAA-VM**
- C Amber
- V 12-24
- A 8.6
- X Vacuum-Magnet
- ☑ SAE J845 Class I, Cal. Title 13, R10, IP55, AMECA
- 🕒 3 Year

**DIMENSIONS** DIMENSIONES  
3.3 [84] H x 6.5 [165] W x 6.5 [165] D

**AVAILABLE COLORS** COLORES DISPONIBLES  
Amber, Clear/Amber/Amber, Clear/Amber/Clear & Clear/Clear/Clear



CAA models = clear lens / amber illumination  
CAA modelos = transparente cristales/ámbar iluminación

CAC models = clear lens / amber and clear illumination  
CAC modelos = transparente cristales/ámbar y cristales iluminación

CCC models = clear lens / clear illumination  
CCC modelos = transparente cristales/cristales iluminación



Dual-color warning (CAC models)  
Advertencia de dos colores (CAC modelos)

24 flash patterns, including simulated rotate mode  
24 patrones de destello, incluyendo el modo de rotación simulada

Hi/Lo intensity, synchronization capable  
Intensidad alta/baja, y Capacidad de sincronización



# beacons LED

balizas LED



Video

To view a 7965 / 7970 Series product video, scan with any QR code reader app para ver el video, escanear con cualquier aplicación lectora de códigos QR

Or visit [YouTube.com/ECCOSafety](https://www.youtube.com/ECCOSafety)



Video

To view a 7945 / 7950 Series product video, scan with any QR code reader app para ver el video, escanear con cualquier aplicación lectora de códigos QR

Or visit [YouTube.com/ECCOSafety](https://www.youtube.com/ECCOSafety)

## pulse® II

Latest technology in a traditional housing  
La más reciente tecnología en un alojamiento tradicional

11 flash patterns  
11 patrones de destellos

Encapsulated electronics for severe vibration applications (7975/80 and EB7930/35 only)  
Componentes electrónicos encapsulados para aplicaciones de altas vibraciones (sólo 7975/80 y EB7930/35)

Aluminum base (Class I only)  
Base de aluminio

Reinforced polypropylene base (Class II only)  
Base reforzada de polipropileno





# beacons LED

## balizas LED

### 7900 Series

#### SAE Class I LED



# 7965A  
**C** Amber  
**V** 12-24  
**A** 3.6  
**X** 3 Bolt / 1" Pipe  
**⊗** SAE J845 Class I, CE, R10  
**⌚** 2 Year



7965A-VM  
 Amber  
 12-24  
 3.6  
 Vacuum-Magnet  
 SAE J845 Class I, CE, R10  
 2 Year



# 7970A  
**C** Amber  
**V** 12-24  
**A** 3.6  
**X** 3 Bolt / 1" Pipe  
**⊗** SAE J845 Class I, CE, R10  
**⌚** 2 Year



7970A-VM  
 Amber  
 12-24  
 3.6  
 Vacuum-Magnet  
 SAE J845 Class I, CE, R10  
 2 Year



# 7975A  
**T** Severe Vibration  
**C** Amber  
**V** 12-24  
**A** 3.6  
**X** 3 Bolt / 1" Pipe  
**⊗** SAE J845 Class I, CE, R10  
**⌚** 2 Year



7980A  
 Severe Vibration  
 Amber  
 12-24  
 3.6  
 3 Bolt / 1" Pipe  
 SAE J845 Class I, CE, R10  
 2 Year

### 7900 Series

#### SAE Class II LED



# 7945A  
**C** Amber  
**V** 12-48  
**A** 1.3  
**X** 3 Bolt / 1" Pipe  
**⊗** SAE J845 Class II, CE, R10  
**⌚** 2 Year



7945A-VM  
 Amber  
 12-48  
 1.3  
 Vacuum-Magnet  
 SAE J845 Class II, CE, R10  
 2 Year



# 7950A  
**C** Amber  
**V** 12-48  
**A** 1.3  
**X** 3 Bolt / 1" Pipe  
**⊗** SAE J845 Class II, CE, R10  
**⌚** 2 Year



7950A-VM  
 Amber  
 12-48  
 1.3  
 Vacuum-Magnet  
 SAE J845 Class II, CE, R10  
 2 Year



# EB7930A  
**T** Severe Vibration  
**C** Amber  
**V** 12-48  
**A** 1.3  
**X** 3 Bolt / 1" Pipe  
**⊗** SAE J845 Class II, CE, R10  
**⌚** 2 Year



EB7935A  
 Severe Vibration  
 Amber  
 12-48  
 1.3  
 3 Bolt / 1" Pipe  
 SAE J845 Class II, CE, R10  
 2 Year

**AVAILABLE COLORS** COLORES DISPONIBLES  
 Amber, Blue, Clear, Green & Red



**DIMENSIONS** DIMENSIONES  
 7930/7945/7965/7975: 4.9 [124] H,  
 7935/7950/7970/7980: 6.7 [170] H,  
 Base: 6.5 [165] Diameter

**LENSES** CRISTALES  
**R6050LX [5"], R6070LX [7"]**  
 Replace 'X' with A=Amber, B=Blue,  
 C=Clear, G=Green, R=Red  
 Reemplace la 'X' por A (ámbar), B (azul),  
 C (transparente), G (verde), R (rojo)



# beacons LED

## balizas LED



11 flash patterns  
11 patrones de destellos

Hi/Lo intensity  
Intensidad alta/baja

Encapsulated electronics for severe vibration applications  
Componentes electrónicos encapsulados para aplicaciones de altas vibraciones

Aluminum base  
Base de aluminio



Hybrid LED / rotating warning signal  
Señal de advertencia rotativa/de LED híbrido

No gears, brushes, or bulbs to wear out  
Sin engranajes, escobillas ni bombillas que se desgasten

LED optics produce intense rotating beam  
Elementos ópticos de LED que producen un haz rotativo de gran intensidad

UV hard coated lens reduces abrasion, cracking and fading  
Cristal con revestimiento UV duro que reduce la abrasión, el agrietamiento y la opacidad

Aluminum base  
Base de aluminio

## 7960

### SAE Class I LED



# 7960A

C Amber  
V 12-24  
A 3.7  
X 3 Bolt / 1" Pipe  
☑ SAE J845 Class I, CE, R10, IP56  
⌚ 5 Year

# 7960A-VM

Amber  
12-24  
3.7  
Vacuum-Magnet  
SAE J845 Class I, CE, R10  
5 Year

DIMENSIONS DIMENSIONES  
5.6 [142] H x 6.5 [165] Diameter

AVAILABLE COLORS COLORES DISPONIBLES  
Amber, Blue, Clear & Red



CA models = clear lens / amber illumination  
CA modelos = transparente cristales/ámbar iluminación

LENSES CRISTALES

R7960LX

Replace 'X' with A=Amber, B=Blue, C=Clear, R=Red  
Reemplace la 'X' por A (ámbar), B (azul), C (transparente), R (rojo)

## 7660

### SAE Class I LED Hybrid



# 7660A

C Amber  
V 12-24  
A 2.1  
F 125  
X 3 Bolt  
☑ SAE J845 Class I, CE, R10, IP67  
⌚ 5 Year

# 7660A-VM

Amber  
12-24  
2.1  
125  
Vacuum-Magnet  
SAE J845 Class I, CE, R10, IP67  
5 Year

DIMENSIONS DIMENSIONES  
6.2 [156] H x 6.5 [165] Diameter

AVAILABLE COLORS COLORES DISPONIBLES  
Amber, Blue, Clear, Green & Red



CA models = clear lens / amber illumination  
CA modelos = transparente cristales/ámbar iluminación



# beacons LED

## balizas LED

### 7460

#### SAE Class I LED



- # 7460A
- C Amber
- V 12-36
- A 3.6
- F 80 FPMx8
- X 3 Bolt / 1" Pipe
- ⊙ SAE J845 Class I, CE, IP67
- ⌚ 5 Year



- 7460A-VM
- Amber
- 12-36
- 3.6
- 80 FPMx8
- Vacuum-Magnet
- SAE J845 Class I, CE, IP67
- 5 Year

**DIMENSIONS** DIMENSIONES  
3.1 [79] H x 6.4 [163] Diameter

**AVAILABLE COLORS** COLORES DISPONIBLES  
Amber, Blue, Clear, Green & Red



CA models = clear lens / amber illumination  
CA modelos = transparente cristales/ámbar iluminación

### 7160

#### SAE Class I LED



- # 7160A
- C Amber
- V 12-24
- A 2.0
- X 3 Bolt / 1" Pipe
- ⊙ SAE J845 Class I, California Title 13 CE, R10, IP66
- ⌚ 5 Year



- 7160A-VM
- Amber
- 12-24
- 2.0
- Vacuum-Magnet
- SAE J845 Class I, California Title 13 CE, R10, IP66
- 5 Year

**DIMENSIONS** DIMENSIONES  
3.9 [99] H x 6.5 [165] Diameter

**AVAILABLE COLORS** COLORES DISPONIBLES  
Amber, Blue, Clear, Green & Red



CA models = clear lens / amber illumination  
CA modelos = transparente cristales/ámbar iluminación

**LENSES** CRISTALES  
R7160LX

Replace 'X' with A=Amber, B=Blue, C=Clear, G=Green, R=Red  
Reemplace la 'X' por A (ámbar), B (azul), C (transparente), G (verde), R (rojo)

**PROFILE™**



Compact, low-profile beacon  
Señalizador compacto de bajo perfil

Reflective LED module  
Módulo de LED reflectante

Pulse8 (8 pulses per flash) flash pattern  
Patrón Pulse8 de destellos (8 destellos por ciclo)

Overhead heatsink design provides aesthetic pipe mounting  
Su diseño elevado que ayuda a disipar el calor se puede montar en tubos para darle un aspecto estético

Removable, reinforced polypropylene flange for pipe mounting  
(pipe mount part # A6400MB)  
Brida desmontable de reforzada de polipropileno para montaje en tubos (tubo de montaje con # de parte A6400MB)

**REFLEX®**



Reflective LED modules  
Módulos de LED reflectantes

15 flash patterns  
15 patrones de destellos

Hi/Lo intensity and synchronization capable  
Intensidad alta/baja y Capacidad de sincronización

Encapsulated electronics extend product life  
Encapsulamiento de los componentes electrónicos, que prolonga la vida del producto

Aluminum base  
Base de aluminio



# beacons LED

balizas LED



## 6465

SAE Class III LED

Industrial applications Aplicaciones industriales

Pulse8 (8 pulses per flash) flash pattern Patrón Pulse8 de destellos (8 destellos por ciclo)

Reinforced nylon base Base reforzada de nailon

Ideal for material handling equipment Ideal para equipos de manejo de materiales



- # 6465A
- C Amber
- V 12-80
- A 1.9
- F 85 FPMx8
- X 3 Bolt
- ⊗ SAE J845 Class III
- CE, R10, UL
- Ⓜ 3 Year

- # 6465A-MG
- C Amber
- V 12-80
- A 1.9
- F 85 FPMx8
- X Magnet
- ⊗ SAE J845 Class III
- CE, R10
- Ⓜ 3 Year

AVAILABLE COLORS COLORES DISPONIBLES  
Amber, Blue, Clear, Green & Red



DIMENSIONS DIMENSIONES  
3.9 [99] H x 5.1 [130] Diameter

LENSES CRISTALES  
R6400LX  
Replace 'X' with A=Amber, B=Blue, C=Clear, G=Green, R=Red  
Reemplace la 'X' por A (ámbar), B (azul), C (transparente), G (verde), R (rojo)



# beacons LED

## balizas LED



### 6262 Series

#### SAE Class III LED

Industrial applications Aplicaciones industriales

Pulse8 (8 pulses per flash) flash pattern Patrón Pulse8 de destellos (8 destellos por ciclo)

Encapsulated electronics extend product life Encapsulamiento de los componentes electrónicos, que prolonga la vida del producto

Reinforced nylon base Base reforzada de nailon

Ideal for material handling equipment Ideal para equipos de manejo de materiales



Wire exit: side  
Salida del cable: lateral



Wire exit: bottom  
Salida del cable: inferior



# **6262A**  
**C** Amber  
**V** 12-80  
**A** 0.47  
**F** 70 FPMx8  
**X** 2 Bolt  
**⊗** SAE J845 Class III  
 CE, R10, UL, IP66/67  
**⌚** 3 Year

# **6263A**  
 Amber  
 12-80  
 0.47  
 70 FPMx8  
 2 Bolt  
 SAE J845 Class III  
 CE, R10, UL, IP66/67  
 3 Year

# **6267A**  
 Amber  
 12-80  
 0.47  
 70 FPMx8  
 1/2" Pipe  
 SAE J845 Class III  
 CE, R10, UL, IP66/67  
 3 Year

**AVAILABLE COLORS** COLORES DISPONIBLES  
 Amber, Blue, Clear, Green & Red



**DIMENSIONS** DIMENSIONES  
 6262/6263: 4.9 [124] H x 3.9 [98] W  
 6267: 4.9 [124] H x 2.8 [71] Diameter

**LENSES** CRISTALES  
**R6260LX**  
 Replace 'X' with A=Amber, B=Blue, C=Clear, G=Green, R=Red  
 Reemplace la 'X' por A (ámbar), B (azul), C (transparente), G (verde), R (rojo)



# beacons strobe

balizas estroboscópicas

## 6900 Series

SAE Class I Strobe



- # 6990A
- C Amber
- V 12-24
- A 3.9
- F 75 FPMx2, 65 FPMx4
- J 15 Jx2, 20 Jx4
- X 3 Bolt / 1" Pipe
- ⊗ SAE J1318 Class I, CE, R10
- ⌚ 2 Year Strobe
- ⌚ 6 Month Tube

Double or quad flash  
Destellos dobles y cuádruples

Hi/Lo intensity  
Intensidad alta/baja

LED diagnostic indicator  
alerts flashtube failure  
Indicador de LED de diagnóstico de aviso de fallas en el tubo de destellos

Aluminum base  
Base de aluminio



- # 6950A
- C Amber
- V 12-24
- A 3.9
- F 75 FPMx2, 65 FPMx4
- J 15 Jx2, 20 Jx4
- X 3 Bolt / 1" Pipe
- ⊗ SAE J1318 Class I, CE, R10
- ⌚ 2 Year Strobe
- ⌚ 6 Month Tube



- # 6950A-VM
- C Amber
- V 12-24
- A 3.9
- F 75 FPMx2
- J 15 Jx2
- X Vacuum-Magnet
- ⊗ SAE J1318 Class I, CE, R10
- ⌚ 2 Year Strobe
- ⌚ 6 Month Tube



- # 6970A
- C Amber
- V 12-24
- A 3.9
- F 75 FPMx2, 65 FPMx4
- J 15 Jx2, 20 Jx4
- X 3 Bolt / 1" Pipe
- ⊗ SAE J1318 Class I, CE, R10
- ⌚ 2 Year Strobe
- ⌚ 6 Month Tube



- # 6970A-VM
- C Amber
- V 12-24
- A 3.9
- F 75 FPMx2
- J 15 Jx2
- X Vacuum-Magnet
- ⊗ SAE J1318 Class I, CE, R10
- ⌚ 2 Year Strobe
- ⌚ 6 Month Tube

## 6700 Series

SAE Class II Strobe  
Severe Vibration

Double or quad flash  
Destellos dobles y cuádruples

Encapsulated electronics for severe  
vibration applications  
Encapsulamiento de los componentes electrónicos,  
para aplicaciones de altas vibraciones

6710/20 = reinforced polypropylene base  
6710/20 = base reforzada de polipropileno

6750/70 = aluminum base/diagnostic indicator  
6750/70 = base de aluminio/indicador de diagnóstico



- # 6750A
- C Amber
- V 12-24
- A 2.6
- F 75 FPMx2, 65 FPMx4
- J 10 Jx2, 16 Jx4
- X 3 Bolt / 1" Pipe
- ⊗ SAE J1318 Class II
- CE, R10, IP66
- ⌚ 2 Year Strobe
- ⌚ 6 Month Tube



- # 6770A
- C Amber
- V 12-24
- A 2.6
- F 75 FPMx2, 65 FPMx4
- J 10 Jx2, 16 Jx4
- X 3 Bolt / 1" Pipe
- ⊗ SAE J1318 Class II
- CE, R10, IP66
- ⌚ 2 Year Strobe
- ⌚ 6 Month Tube



- # 6710A
- C Amber
- V 12-48
- A 1.3
- F 75 FPMx2, 65 FPMx4
- J 7 Jx2, 10 Jx4
- X 3 Bolt / 1" Pipe
- ⊗ SAE J1318 Class II
- CE, R10
- ⌚ 2 Year Strobe
- ⌚ 6 Month Tube



- # 6720A
- C Amber
- V 12-48
- A 1.3
- F 75 FPMx2, 65 FPMx4
- J 7 Jx2, 10 Jx4
- X 3 Bolt / 1" Pipe
- ⊗ SAE J1318 Class II
- CE, R10
- ⌚ 2 Year Strobe
- ⌚ 6 Month Tube

AVAILABLE COLORS COLORES DISPONIBLES  
Amber & Clear



DIMENSIONS DIMENSIONES  
Low: 4.8 [121], Med: 6.7 [170],  
High: 7.9 [200], 6.5 [165] Diameter

FLASHTUBE TUBO DE DESTELLOS  
R6501FT

LENSES CRISTALES  
R6050LX [5"]  
R6070LX [7"]

Replace 'X' with A=Amber, B=Blue, C=Clear,  
G=Green, R=Red Reemplace la 'X' por A (ámbar),  
B (azul), C (transparente), G (verde), R (rojo)



# beacons strobe

## balizas estroboscopicos

### 6600 Series

SAE Class II Strobe



- # **6690A**
- C Amber
- V 12-24
- A 2.2
- F 65 FPM
- J 8/13 Jx2, 12/17 Jx4
- X 3 Bolt / 1" Pipe
- ☑ SAE J1318 Class II, CE, R10
- 🕒 2 Year Strobe  
6 Month Tube

Double or quad flash  
Destellos dobles y cuádruples

Hi/Lo intensity  
Intensidad alta/baja

Aluminum base  
Base de aluminio

### 6500 Series

SAE Class II Strobe

Double or quad flash  
Destellos dobles y cuádruples

Basic multi-purpose strobe  
Estroboscopico básico multipropósito

On/off road suitable  
Adecuado para aplicaciones dentro y fuera de la carretera

Reinforced polypropylene base  
Base reforzada de polipropileno



- # **6650A**
- C Amber
- V 12-24
- A 2.2
- F 65 FPM
- J 8/13 Jx2, 12/17 Jx4
- X 3 Bolt / 1" Pipe
- ☑ SAE J1318 Class II, CE, R10
- 🕒 2 Year Strobe  
6 Month Tube



- # **6650A-VM**
- C Amber
- V 12-24
- A 2.2
- F 65 FPM
- J 8/13 Jx2, 12/17 Jx4
- X Vacuum-Magnet
- ☑ SAE J1318 Class II, CE, R10
- 🕒 2 Year Strobe  
6 Month Tube



- # **6550A**
- C Amber
- V 12-48
- A 2.4
- F 80 FPMx2, 65 FPMx4
- J 7 Jx2, 10 Jx4
- X 3 Bolt / 1" Pipe
- ☑ SAE J1318 Class II, CE, R10
- 🕒 2 Year Strobe  
6 Month Tube



- # **6550A-VM**
- C Amber
- V 12-48
- A 2.4
- F 80 FPMx2
- J 7 Jx2
- X Vacuum-Magnet
- ☑ SAE J1318 Class II, CE, R10
- 🕒 2 Year Strobe  
6 Month Tube



- # **6670A**
- C Amber
- V 12-24
- A 2.2
- F 65 FPM
- J 8/13 Jx2, 12/17 Jx4
- X 3 Bolt / 1" Pipe
- ☑ SAE J1318 Class II, CE, R10
- 🕒 2 Year Strobe  
6 Month Tube



- # **6670A-VM**
- C Amber
- V 12-24
- A 2.2
- F 65 FPM
- J 8/13 Jx2, 12/17 Jx4
- X Vacuum-Magnet
- ☑ SAE J1318 Class II, CE, R10
- 🕒 2 Year Strobe  
6 Month Tube



- # **6570A**
- C Amber
- V 12-48
- A 2.4
- F 80 FPMx2, 65 FPMx4
- J 7 Jx2, 10 Jx4
- X 3 Bolt / 1" Pipe
- ☑ SAE J1318 Class II, CE, R10
- 🕒 2 Year Strobe  
6 Month Tube



- # **6570A-VM**
- C Amber
- V 12-48
- A 2.4
- F 80 FPMx2
- J 7 Jx2
- X Vacuum-Magnet
- ☑ SAE J1318 Class II, CE, R10
- 🕒 2 Year Strobe  
6 Month Tube

AVAILABLE COLORS COLORES DISPONIBLES  
Amber & Clear

COLORES DISPONIBLES

DIMENSIONS DIMENSIONES  
Low: 4.8 [121], Med: 6.7 [170],  
High: 7.9 [200], 6.5 [165] Diameter

FLASHTUBE TUBO DE DESTELLOS  
R6501FT

LENSES CRISTALES  
R6050LX [5"]  
R6070LX [7"]  
Replace 'X' with A=Amber, B=Blue, C=Clear,  
G=Green, R=Red Reemplace la 'X' por A (ámbar),  
B (azul), C (transparente), G (verde), R (rojo)



**beacons** strobe  
balizas estroboscópicas

## 6410

### Low-Intensity Strobe

Industrial applications  
Aplicaciones industriales

Single flash  
Destello único

Low-intensity  
Baja intensidad

Reinforced nylon base  
Base reforzada de nailon

Ideal for material handling equipment  
Ideal para equipos de manejo de materiales



# **6410A**

C Amber  
V 12-80  
A 0.3  
F 70 FPMx1  
J 1.5  
X 3 Bolt  
⊕ CE, R10, UL  
⌚ 2 Year Strobe  
⌚ 6 Month Tube

# **6410A-MG**

C Amber  
V 12-80  
A 0.3  
F 70 FPMx1  
J 1.5  
X Magnet  
⊕ CE, R10  
⌚ 2 Year Strobe  
⌚ 6 Month Tube

## 6200 Series

### Low-Intensity Strobe

Industrial applications  
Aplicaciones industriales

Single flash and low intensity  
Destello único y baja intensidad

Reinforced nylon base  
Base reforzada de nailon

Encapsulated electronics extend product life  
Encapsulamiento de los componentes electrónicos, que prolonga la vida del producto

Ideal for material handling equipment  
Ideal para equipos de manejo de materiales



# **6220A**

C Amber  
V 12-80  
A 0.6  
F 85 FPMx1  
J 1.5  
X 2 Bolt  
⊕ CE, R10, UL, IP66/67  
⌚ 2 Year Strobe  
⌚ 6 Month Tube

# **6225A**

C Amber  
V 12-80  
A 0.7  
F 85 FPMx1  
J 2  
X 2 Bolt  
⊕ CE, R10, UL, IP66/67  
⌚ 2 Year Strobe  
⌚ 6 Month Tube



# **6226A**

C Amber  
V 12-80  
A 0.7  
F 85 FPMx1  
J 2  
X 1/2" Pipe  
⊕ CE, R10, UL, IP66/67  
⌚ 2 Year Strobe  
⌚ 6 Month Tube

**AVAILABLE COLORS** COLORES DISPONIBLES

6410 & 6200: Amber, Blue, Clear, Green & Red



5800: Amber, Blue & Red (5840/50 Amber only)



J-Bolt: Amber & Clear



**DIMENSIONS** DIMENSIONES

6410: 3.9 [99] H x 5.1 [130] Diameter

6220/6225: 5.5 [140] H x 3.9 [98] W x 2.8 [71] D

6226: 5.5 [140] H x 2.83 [72] Diameter

6520: 5.7 [144] H x 6.7 [170] D

6530: 7.5 [192] H x 6.7 [170] D

5810: 8.2 [208] H x 5.3 [134] Diameter

5813: 5.7 [146] H x 6.0 [153] Diameter  
(MG: 6.6 [167] Dia.)

5840: 7.0 [178] H x 6.0 [153] Diameter

5850: 9.4 [239] H x 6.0 [153] Diameter





# beacons rotating & strobe

## balizas rotativa y estroboscopicos

### 5800 Series

SAE Class I Rotator

Compact design  
Diseño compacto

Belt-drive rotator mechanism  
Mecanismo rotativo por correa de mando

Free-form optical reflector maximizes light output  
Reflector óptico de forma libre que maximiza la potencia luminica

Polycarbonate base  
Base de policarbonato



# **5816A**  
C Amber  
V 12  
A 4.9  
F 195 RPM  
X 1 Bolt  
⊗ SAE J845 Class I  
R10, R65  
⌚ 1 Year Rotator  
3 Month Bulb

# **5813A**  
C Amber  
V 12  
A 4.9  
F 195 RPM  
X 3 Bolt  
⊗ SAE J845 Class I  
R10, R65  
⌚ 1 Year Rotator  
3 Month Bulb

# **5813A-MG**  
C Amber  
V 12  
A 4.9  
F 195 RPM  
X Magnet  
⊗ SAE J845 Class I  
R10, R65  
⌚ 1 Year Rotator  
3 Month Bulb



# **5810A**  
C Amber  
V 12  
A 4.9  
F 195 RPM  
X DIN Pole  
⊗ SAE J845 Class I  
R10, R65  
⌚ 1 Year Rotator  
3 Month Bulb



# **5840A**  
C Amber  
V 12  
A 4.9  
F 195 RPM  
X 3 Bolt  
⊗ SAE J845 Class I  
R65, R10  
⌚ 1 Year Rotator  
3 Month Bulb



# **5850A**  
C Amber  
V 12  
A 4.9  
F 195 RPM  
X DIN Pole  
⊗ R65, R10  
⌚ 1 Year Rotator  
3 Month Bulb

#### LENSES CRISTALES

R6050LX 6520, R6070LX 6530,  
R6400LX 6410, R6220LX 6200  
Replace 'X' with A=Amber, B=Blue,  
C=Clear, G=Green, R=Red  
Reemplace la 'X' por A (ámbar), B (azul),  
C (transparente), G (verde), R (rojo)

R5810LX 5810/13/16  
R5840LA 5840/50  
Replace 'X' with A=Amber, B=Blue, R=Red  
Reemplace la 'X' por A (ámbar), B (azul), R (rojo)

### J-Bolt Series

SAE Class II Strobe

Single or double flash  
Destello sencillo y dobles

Easy J-Bolt installation  
Instalación sencilla mediante perno en J

Aluminum base  
Base de aluminio

Additional mounting options available  
Están disponibles opciones adicionales de montaje



# **6520A**  
C Amber  
V 12-48  
A 1.3  
F 80 FPMx1, 80 FPMx2  
X 5 Jx1, 7 Jx2  
⊗ J-Bolt Perno en J  
SAE J1318 Class II, CE  
⌚ 2 Year Strobe  
6 Month Tube

# **6530A**  
C Amber  
V 12-48  
A 1.3  
F 80 FPMx1, 80 FPMx2  
X 5 Jx1, 7 Jx2  
⊗ J-Bolt Perno en J  
SAE J1318 Class II, CE  
⌚ 2 Year Strobe  
6 Month Tube

#### ADDITIONAL MOUNTING OPTIONS

OPCIONES ADICIONALES DE MONTAJE

ECCO's popular J-Bolt mount strobes are available with a range of additional mounting options in order to satisfy any fleet requirements. Order separately. Los estroboscopicos de montaje mediante perno en J de ECCO son ampliamente utilizados, y está disponible una diversidad de opciones adicionales de montaje a fin de satisfacer los requerimientos de todas las flotillas. Pedido aparte.



**A6520FM**  
Flush Mount  
Base de montaje a ras



**A6520MG**  
Magnet Mount  
Base magnética de montaje



**A6520PM**  
3/4" Pipe Mount  
Base de montaje en tubo



**A6521PM**  
1" Pipe Mount  
Base de montaje en tubo

#### FLASHTUBE

TUBO DE DESTELLOS  
R6501FT 6520/6530  
R6410FT 6410  
R6200FT 6200

#### BULB BOMBILLA

R5812BH

#### DIN POLES DIN POLO

A5850LB L Bracket  
A5850TB T Bracket

**REFLEX**<sup>TM</sup>



## Clear Winners

The latest additions to this ultra-popular minibar line feature a new, outer lens with no optics, unleashing the full power of our Reflex<sup>TM</sup> LED modules with zero light diffusion. Available with reflective modules (5587) or combination of reflective & TIR modules to blast additional directional light to the front and rear of your vehicle (5597).

**INDISCUTIBLES GANADORES** Las últimas adiciones a esta línea ultra popular de minibarras son un nuevo lente exterior sin propiedades ópticas, lo que libera todo el poder de nuestros módulos de LED Reflex<sup>TM</sup>, ya que se elimina la difusión de luz. Disponible con módulos reflejantes (5587) o con una combinación de módulos reflejantes y TIR para emitir luz direccional adicional a las partes delantera y posterior de su vehículo (5597).





# minibars LED

minibarras LED



## 5590

SAE Class I LED, 15"

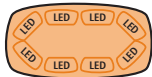


Combines Reflective and TIR Optic LED modules to optimize focused front/rear warning and wide-angle side warning  
 Combina módulos Reflectante y módulos Óptica TIR de LED para optimizar el enfoque en las advertencias frontal/trasera y la lateral de ángulo amplios

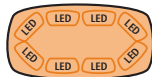
Lenticular optic lens Lente óptico lenticular

18 flash patterns and synchronization capable 18 patrones de destellos y compatible con sincronización

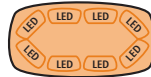
Cigarette plug adapter with on/off and flash pattern switches (magnet models)  
 Adaptador para encendedor de cigarrillos, con interruptores de encendido y apagados y de patrón de destellos (modelos magnéticos)



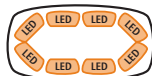
- # 5590A
- C Amber
- V 12-24
- A 6.0
- X 4 Bolt
- ⊗ SAE J845 Class I
- California Title 13, CE, R10, IP65
- ⌚ 3 Year



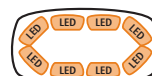
- # 5590A-MG
- C Amber
- V 12-24
- A 6.0
- X Magnet
- ⊗ SAE J845 Class I
- California Title 13, CE, R10
- ⌚ 3 Year



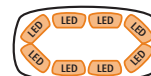
- # 5590A-VM
- C Amber
- V 12-24
- A 6.0
- X Vacuum-Magnet
- ⊗ SAE J845 Class I
- California Title 13, CE, R10
- ⌚ 3 Year



- # 5590CA
- C Illuminates Amber
- V 12-24
- A 6.0
- X 4 Bolt
- ⊗ SAE J845 Class I
- California Title 13, CE, R10, IP65
- ⌚ 3 Year



- # 5590CA-MG
- C Illuminates Amber
- V 12-24
- A 6.0
- X Magnet
- ⊗ SAE J845 Class I
- California Title 13, CE, R10
- ⌚ 3 Year



- # 5590CA-VM
- C Illuminates Amber
- V 12-24
- A 6.0
- X Vacuum-Magnet
- ⊗ SAE J845 Class I
- California Title 13, CE, R10
- ⌚ 3 Year

To view a 5590 LED minibar product video, scan with any QR code reader app

para ver el video, escanear con cualquier aplicación lectora de códigos QR

Or visit YouTube.com/ECCOSafety



Video

AVAILABLE COLORS COLORES DISPONIBLES  
 Amber, Blue, Clear, Green & Red  
 (MG models amber & amber/clear only)



DIMENSIONS DIMENSIONES  
 2.5 [63] H x 15 [381] W x 9 [229] D  
 3.1 [79] H including vacuum-magnet

DOMES DOMOS  
 R5590LX  
 Replace 'X' with A=Amber, C=Clear  
 Reemplace la 'X' por A (ámbar), C (transparente)



# minibars LED

minibarras LED



## 5597

SAE Class I LED, 15"

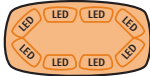


Combines Reflective and TIR Optic LED modules to optimize focused front/rear warning and wide-angle side warning  
Combina módulos Reflectante y módulos Óptica TIR de LED para optimizar el enfoque en las advertencias frontal/trasera y la lateral de ángulo amplios

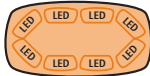
Zero optic lens Lente óptico cero

18 flash patterns and synchronization capable 18 patrones de destellos y compatible con sincronización

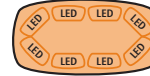
Cigarette plug adapter with on/off and flash pattern switches (magnet models)  
Adaptador para encendedor de cigarrillos, con interruptores de encendido y apagados y de patrón de destellos (modelos magnéticos)



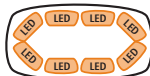
- # 5597A
- C Amber
- V 12-24
- A 6.0
- X 4 Bolt
- Ⓢ SAE J845 Class I, California Title 13, CE, R10, IP65
- Ⓜ 3 Year



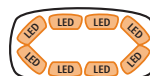
- 5597A-MG
- Amber
- 12-24
- 6.0
- Magnet
- SAE J845 Class I, California Title 13, CE, R10
- 3 Year



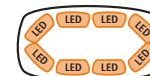
- 5597A-VM
- Amber
- 12-24
- 6.0
- Vacuum-Magnet
- SAE J845 Class I, California Title 13, CE, R10
- 3 Year



- # 5597CA
- C Illuminates Amber
- V 12-24
- A 6.0
- X 4 Bolt
- Ⓢ SAE J845 Class I, California Title 13, CE, R10, IP65
- Ⓜ 3 Year



- 5597CA-MG
- Illuminates Amber
- 12-24
- 6.0
- Magnet
- SAE J845 Class I, California Title 13, CE, R10
- 3 Year



- 5597CA-VM
- Illuminates Amber
- 12-24
- 6.0
- Vacuum-Magnet
- SAE J845 Class I, California Title 13, CE, R10
- 3 Year

**AVAILABLE COLORS** COLORES DISPONIBLES  
Amber, Clear, Amber/Clear  
(MG models amber & amber/clear only)




**DIMENSIONS** DIMENSIONES  
2.5 [63] H x 15 [381] W x 9 [229] D  
3.1 [79] H including vacuum-magnet

**DOMES** DOMOS  
EZ5507LX  
Replace 'X' with A=Amber, C=Clear  
Reemplace la 'X' por A (ámbar), C (transparente)



**minibars LED**  
minibarras LED



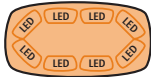
**5585**  
SAE Class I LED, 15"

Reflective LED modules Módulos de LED reflectantes

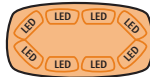
Lenticular optic lens Lente óptico lenticular

18 flash patterns and synchronization capable 18 patrones de destellos y compatible con sincronización

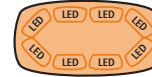
Cigarette plug adapter with on/off and flash pattern switches (magnet models)  
Adaptador para encendedor de cigarrillos, con interruptores de encendido y apagados y de patrón de destellos (modelos magnéticos)



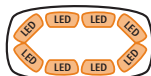
- # 5585A
- C Amber
- V 12-24
- A 5.1
- X 4 Bolt
- ⊗ SAE J845 Class I, CE, R10, IP65
- ⌚ 3 Year



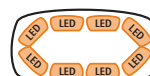
- 5585A-MG
- Amber
- 12-24
- 5.1
- Magnet
- SAE J845 Class I, CE, R10
- 3 Year



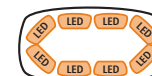
- 5585A-VM
- Amber
- 12-24
- 5.1
- Vacuum-Magnet
- SAE J845 Class I, CE, R10
- 3 Year



- # 5585CA
- C Illuminates Amber
- V 12-24
- A 5.1
- X 4 Bolt
- ⊗ SAE J845 Class I, California Title 13, CE, R10, IP65
- ⌚ 3 Year



- 5585CA-MG
- Illuminates Amber
- 12-24
- 5.1
- Magnet
- SAE J845 Class I, California Title 13, CE, R10
- 3 Year



- 5585CA-VM
- Illuminates Amber
- 12-24
- 5.1
- Vacuum-Magnet
- SAE J845 Class I, California Title 13, CE, R10
- 3 Year

**AVAILABLE COLORS** COLORES DISPONIBLES  
Amber, Blue, Clear, Green, Red & Amber/Clear  
(MG models amber illumination only)




**DIMENSIONS** DIMENSIONES  
2.5 [63] H x 15 [381] W x 9 [229] D  
3.1 [79] H including vacuum-magnet

**DOMES** DOMOS  
R5500LX  
Replace 'X' with A=Amber, C=Clear  
Reemplace la 'X' por A (ámbar), C (transparente)



# minibars LED

minibarras LED



## 5587

SAE Class I LED, 15"

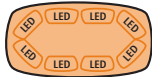


Reflective LED modules Módulos de LED reflectantes

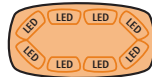
Zero optic lens Lente óptico cero

18 flash patterns and synchronization capable 18 patrones de destellos y compatible con sincronización

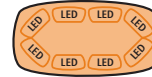
Cigarette plug adapter with on/off and flash pattern switches (magnet models)  
Adaptador para encendedor de cigarrillos, con interruptores de encendido y apagados y de patrón de destellos (modelos magnéticos)



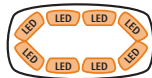
- # 5587A
- C Amber
- V 12-24
- A 5.1
- X 4 Bolt
- ⊗ SAE J845 Class I, CE, R10, IP65
- Ⓟ 3 Year



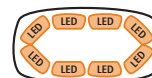
- 5587A-MG
- Amber
- 12-24
- 5.1
- Magnet
- SAE J845 Class I, CE, R10
- 3 Year



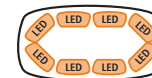
- 5587A-VM
- Amber
- 12-24
- 5.1
- Vacuum-Magnet
- SAE J845 Class I, CE, R10
- 3 Year



- # 5587CA
- C Illuminates Amber
- V 12-24
- A 5.1
- X 4 Bolt
- ⊗ SAE J845 Class I, California Title 13, CE, R10, IP65
- Ⓟ 3 Year



- 5587CA-MG
- Illuminates Amber
- 12-24
- 5.1
- Magnet
- SAE J845 Class I, California Title 13, CE, R10
- 3 Year



- 5587CA-VM
- Illuminates Amber
- 12-24
- 5.1
- Vacuum-Magnet
- SAE J845 Class I, California Title 13, CE, R10
- 3 Year

**AVAILABLE COLORS** COLORES DISPONIBLES  
Amber, Clear, Amber/Clear  
(MG models amber & amber/clear only)




**DIMENSIONS** DIMENSIONES  
2.5 [63] H x 15 [381] W x 9 [229] D  
3.1 [79] H including vacuum-magnet

**DOMES** DOMOS  
EZ5507LX  
Replace 'X' with A=Amber, C=Clear  
Reemplaza la 'X' por A (ámbar), C (transparente)



**minibars LED**  
minibarras LED



**5580**  
SAE Class II LED, 15"

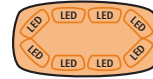
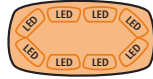
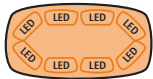
Reflective LED modules Módulos de LED reflectantes

Lenticular optic lens Lente óptica lenticular

18 flash patterns and synchronization capable 18 patrones de destellos y compatible con sincronización

Cigarette plug adapter with on/off and flash pattern switches (magnet models)

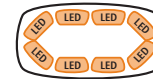
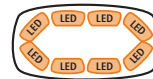
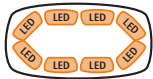
Adaptador para encendedor de cigarrillos, con interruptores de encendido y apagados y de patrón de destellos (modelos magnéticos)



# **5580A**  
C Amber  
V 12-24  
A 2.7  
X 4 Bolt  
⊙ SAE J845 Class II, CE, R10, IP65  
⌚ 3 Year

# **5580A-MG**  
C Amber  
V 12-24  
A 2.7  
X Magnet  
⊙ SAE J845 Class II, CE, R10  
⌚ 3 Year

# **5580A-VM**  
C Amber  
V 12-24  
A 2.7  
X Vacuum-Magnet  
⊙ SAE J845 Class II, CE, R10  
⌚ 3 Year



# **5580CA**  
C Illuminates Amber  
V 12-24  
A 2.7  
X 4 Bolt  
⊙ SAE J845 Class II, CE, R10, IP65  
⌚ 3 Year

# **5580CA-MG**  
C Illuminates Amber  
V 12-24  
A 2.7  
X Magnet  
⊙ SAE J845 Class II, CE, R10  
⌚ 3 Year

# **5580CA-VM**  
C Illuminates Amber  
V 12-24  
A 2.7  
X Vacuum-Magnet  
⊙ SAE J845 Class II, CE, R10  
⌚ 3 Year

**AVAILABLE COLORS** COLORES DISPONIBLES  
Amber



**DIMENSIONS** DIMENSIONES  
2.5 [63] H x 15 [381] W x 9 [229] D  
3.1 [79] H including vacuum-magnet

**DOMES** DOMOS  
R5500LX  
Replace 'X' with A=Amber, C=Clear  
Reemplace la 'X' por A (ámbar), C (transparente)





# minibars LED

minibarras LED



## 5280 Series

SAE Class I LED Hybrid, 13"

Hybrid LED / rotating warning signal Señal de advertencia rotativa/de LED híbrido

No gears, brushes, or bulbs to wear out Sin engranajes, escobillas ni bombillas que se desgasten

LED optics produce intense rotating beam Elementos ópticos de LED que producen un haz rotativo de gran intensidad

UV hard-coated lens reduces abrasion, cracking and fading Cristal con revestimiento UV duro que reduce la abrasión, el agrietamiento y la opacidad



# **5280A**  
C Amber  
V 12-24  
A 4.0  
F 360 FPM  
X 4 Bolt  
✓ SAE J845 Class I  
CE, R10, IP67  
🕒 5 Year



# **5280CAA**  
Illuminates Amber  
V 12-24  
A 3.8  
F 360 FPM  
X 4 Bolt  
✓ SAE J845 Class I  
CE, R10, IP67  
🕒 5 Year



# **5280A-MG**  
Amber  
V 12-24  
A 4.0  
F 360 FPM  
X Magnet  
✓ SAE J845 Class I  
CE, R10, IP67  
🕒 5 Year



# **5280CAA-MG**  
Illuminates Amber  
V 12-24  
A 3.8  
F 360 FPM  
X Magnet  
✓ SAE J845 Class I  
CE, R10, IP67  
🕒 5 Year

AVAILABLE COLORS COLORES DISPONIBLES  
Amber, Blue, Clear, Green, Red & Amber/Clear



DIMENSIONS DIMENSIONES  
5.8 [146] H x 13.3 [337] W x 6.3 [160] D




## minibars rotating

minibarras rotativas

### 5135

SAE Class I Rotator, 15"




# 5135A  
**C** Amber  
**V** 12  
**A** 11.0  
**F** 480 FPM  
**X** 4 Bolt  
 ☑ SAE J845 Class I  
 CE, R10, IP54  
 ⌚ 2 Year Rotator,  
 3 Month Bulb  
**AVAILABLE COLORS**  
 COLORES DISPONIBLES  
 Amber  
  
**DIMENSIONS** DIMENSIONES  
 4.5 [114] H x 15.75 [400] W  
 x 8.27 [210] D  
 5.1 [129] H including vacuum-magnet

# 5135A-VM  
 Amber  
 12  
 11.0  
 480 FPM  
 Vacuum-Magnet  
 SAE J845 Class I  
 CE, R10, IP54  
 2 Year Rotator,  
 3 Month Bulb  
**BULB** BOMBILLA  
 R5812BH  
**DOMES** DOMOS  
 R5100LX  
 Replace 'X' with A=Amber,  
 B=Blue, C=Clear, R=Red  
 Reemplace la 'X' por A (ámbar),  
 B (azul), C (transparente), R (rojo)

### 5315

SAE Class I Rotator, 15"



# 5315A  
**C** Amber  
**V** 12  
**A** 8.6  
**F** 300 FPM  
**X** 4 Bolt  
 ☑ SAE J845 Class I  
 California Title 13  
 ⌚ 2 Year Rotator,  
 3 Month Bulb  
**AVAILABLE COLORS**  
 COLORES DISPONIBLES  
 Amber  
  
**DIMENSIONS** DIMENSIONES  
 5.8 [147] H x 15.7 [400] W  
 x 8.3 [210] D  
 6.2 [157] H including vacuum-magnet

# 5315A-VM  
 Amber  
 12  
 8.6  
 300 FPM  
 Vacuum-Magnet  
 SAE J845 Class I  
 California Title 13  
 2 Year Rotator,  
 3 Month Bulb  
**BULB** BOMBILLA  
 R5012BH 12V  
 R5024BH 24V  
**DOMES** DOMOS  
 R5300LX  
 Replace 'X' with A=Amber,  
 B=Blue, C=Clear, G=Green,  
 R=Red Reemplace la 'X' por A  
 (ámbar), B (azul), C (transparente),  
 G (verde), R (rojo)

### 60 Series EVOLUTION®

SAE Class I Rotator, 22"



# 6221001  
**C** Amber  
**V** 12  
**A** 11.0  
**F** 480 FPM  
**X** 4 Bolt  
 ☑ SAE J845 Class I  
 ⌚ 2 Year Rotator, 3 Month Bulb

**AVAILABLE COLORS**  
 COLORES DISPONIBLES  
 Amber  
  
**DIMENSIONS** DIMENSIONES  
 4.3 [108] H x 22 [559] W  
 x 8.3 [210] D

**BULB** BOMBILLA  
 R5812BH  
**DOMES** DOMOS  
 R5101LX  
 Replace 'X' with A=Amber,  
 B=Blue, C=Clear, R=Red  
 Reemplace la 'X' por A (ámbar),  
 B (azul), C (transparente), R (rojo)

### 70 Series

SAE Class I Rotator, 22"



# 5221001  
**C** Amber  
**V** 12  
**A** 8.6  
**F** 400 FPM  
**X** 4 Bolt  
 ☑ SAE J845 Class I  
 ⌚ 2 Year Rotator, 3 Month Bulb

**AVAILABLE COLORS**  
 COLORES DISPONIBLES  
 Amber  
  
**DIMENSIONS** DIMENSIONES  
 5.8 [147] H x 22.1 [559] W  
 x 8.3 [210] D

**BULB** BOMBILLA  
 R5012BH  
**DOMES** DOMOS  
 R5400LX  
 Replace 'X' with  
 A=Amber, B=Blue,  
 C=Clear, R=Red  
 Reemplace la 'X' por A  
 (ámbar), B (azul),  
 C (transparente), R (rojo)



# minibars strobe

## minibarras estroboscopicos

### 5150

SAE Class II Strobe, 15"



# 5150AAA  
**C** Amber  
**V** 12-24  
**A** 3.8  
**F** 70 FPMx2, 65 FPMx4  
**J** 7-13 Jx2, 11-15 Jx4  
**X** 4 Bolt  
 ☑ SAE J1318 Class II, CE, R10  
 ⌚ 2 Year Strobe, 6 Month Tube

5150AAA-VM  
 Amber  
 12-24  
 3.8  
 70 FPMx2  
 7-13 Jx2  
 Vacuum-Magnet  
 SAE J1318 Class II, CE, R10  
 2 Year Strobe, 6 Month Tube

**AVAILABLE COLORS**  
 COLORES DISPONIBLES  
 Amber

**DIMENSIONS** DIMENSIONES  
 4.5 [114] H x 15.75 [400] W  
 x 8.27 [210] D  
 5.1 [129] H including vacuum-magnet

**FLASHTUBE** TUBO DE DESTELLOS  
 R6501FT

**DOMES** DOMOS  
 R5100LX

**LENSES** CRISTALES  
 R5150LX  
 Replace 'X' with A=Amber, B=Blue,  
 C=Clear, R=Red  
 Reemplace la 'X' por A (ámbar), B (azul),  
 C (transparente), R (rojo)

### 5350

SAE Class II Strobe, 15"



# 5350AAA  
**C** Amber  
**V** 12-48  
**A** 3.0  
**F** 80 FPMx2, 65 FPMx4  
**J** 7 Jx2, 10 Jx4  
**X** 4 Bolt  
 ☑ CE (SAE J1318 Class II  
 5350CAA model only)  
 ⌚ 2 Year Strobe, 6 Month Tube

5350AAA-VM  
 Amber  
 12-48  
 3.0  
 80 FPMx2  
 7 Jx2  
 Vacuum-Magnet  
 CE (SAE J1318 Class II  
 5350CAA model only)  
 2 Year Strobe, 6 Month Tube

**AVAILABLE COLORS**  
 COLORES DISPONIBLES  
 Amber

**DIMENSIONS** DIMENSIONES  
 5.8 [147] H x 15.7 [400] W  
 x 8.3 [210] D  
 6.2 [157] H including vacuum-magnet

**FLASHTUBE** TUBO DE DESTELLOS  
 R6501FT

**DOMES** DOMOS  
 R5300LX

**LENSES** CRISTALES  
 R6050LX  
 Replace 'X' with A=Amber, B=Blue,  
 C=Clear, G=Green, R=Red  
 Reemplace la 'X' por A (ámbar),  
 B (azul), C (transparente), G (verde), R (rojo)

### 60 Series EVOLUTION®

SAE Class II Strobe, 22"



# 6221005  
**C** Amber  
**V** 12-24  
**A** 3.8  
**F** 70 FPMx2, 65 FPMx4  
**J** 7-13 Jx2, 11-15 Jx4  
**X** 4 Bolt  
 ☑ CE, R10  
 ⌚ 2 Year Strobe, 6 Month Tube

6221006  
 Amber (Clear Inner Lenses)  
 12-24  
 3.8  
 70 FPMx2, 65 FPMx4  
 7-13 Jx2, 11-15 Jx4  
 4 Bolt  
 CE, R10  
 2 Year Strobe, 6 Month Tube

**AVAILABLE COLORS**  
 COLORES DISPONIBLES  
 Amber

**DIMENSIONS** DIMENSIONES  
 4.3 [108] H x 22 [559] W  
 x 8.3 [210] D

**FLASHTUBE** TUBO DE DESTELLOS  
 R6501FT

**DOMES** DOMOS  
 R5101LX

**LENSES** CRISTALES  
 R5150LX  
 Replace 'X' with A=Amber, B=Blue,  
 C=Clear, R=Red  
 Reemplace la 'X' por A (ámbar), B (azul),  
 C (transparente), R (rojo)

### 70 Series

SAE Class II Strobe, 22"



# 5450AAA  
**C** Amber  
**V** 12-48  
**A** 3.0  
**F** 80 FPMx2, 65 FPMx4  
**J** 7 Jx2, 10 Jx4  
**X** 4 Bolt  
 ☑ SAE J1318 Class II, CE  
 ⌚ 2 Year Strobe, 6 Month Tube

5450ACC  
 Amber (Clear Inner Lenses)  
 12-48  
 3.0  
 80 FPMx2, 65 FPMx4  
 7 Jx2, 10 Jx4  
 4 Bolt  
 CE  
 2 Year Strobe, 6 Month Tube

**AVAILABLE COLORS**  
 COLORES DISPONIBLES  
 Amber

**DIMENSIONS** DIMENSIONES  
 5.8 [147] H x 22.1 [559] W  
 x 8.3 [210] D

**FLASHTUBE** TUBO DE DESTELLOS  
 R6501FT

**DOMES** DOMOS  
 R5400LX

**LENSES** CRISTALES  
 R6050LX  
 Replace 'X' with A=Amber, B=Blue,  
 C=Clear, R=Red  
 Reemplace la 'X' por A (ámbar), B (azul),  
 C (transparente), R (rojo)

# AXIOS™

MODULAR LED LIGHTBAR SYSTEM

TOUGH. ADAPTABLE. JOB-READY.

**JUST LIKE YOU**

EXPLORE YOUR OPTIONS: [AXIOSMODULAR.COM](http://AXIOSMODULAR.COM)

## Build It Up. Light It Up.

The revolutionary Axios™ Modular LED Lightbar System takes safety and on-the-job performance to a new level. Choose from seven, high-performance LED lighting options with exclusive DropLock™ technology that feature simple twist-lock placement virtually anywhere in the bar. Backed by a five-year warranty, it all adds up to a better lightbar without the wait. Available same day at local Axios Partner stores.

CONSTRÚYALO. ILUMÍNELO El revolucionario sistema de barra de luz de LED modular Axios™ lleva la seguridad y el desempeño en el trabajo a un nuevo nivel. escoja entre siete opciones de iluminación con LED de alto desempeño con la exclusiva tecnología DropLock™ que se puede colocar en cualquier parte de la barra de manera sencilla con un candado giratorio. Si le suma el respaldo de una garantía de cinco años, obtiene una mejor barra de luz en un instante. Disponible el mismo día en las tiendas de Socios Axios.



To view the Axios™ Modular LED Lightbar video, scan with any QR code reader app para ver el video del patrones de destellos, escanear con cualquier lector de códigos QR app



Or visit [YouTube.com/ECCOSafety](https://www.youtube.com/ECCOSafety)

Video 

# AXIOS™

## modular lightbars

### barras de luces modulares



**EASY UPGRADE** fácil actualización

ADDITIONAL COLORS & CUSTOM CONFIGURATIONS AVAILABLE  
colores adicionales y configuraciones personalizadas disponibles



## 14 Series

### SAE Class I Modular LED Lightbar

Modules easily installed, reconfigured or upgraded via DropLock™ power rail system

Los módulos se instalan, reconfiguran o actualizan fácilmente con el sistema de riel de alimentación DropLock™

Supplied with in-cab controller

Viene con un controlador en cabina

Seven LED module options (details on page 46)

Siete opciones de módulos de LED (ver los detalles en la página 46)

29 flash patterns

29 patrones de destellos

Aluminum chassis, polycarbonate base and lens

Chasis de aluminio, base y cristal de policarbonato

#### SYMBOLS SÍMBOLOS

**LED** LED Warning Module  
Módulo LED de advertencia

**STI** LED Stop-Tail-Indicator  
Luces de freno, traseras, direccionales de LED

**W** LED Worklamps  
Lámparas de trabajo de LED

**A** LED Alley Lights  
Lámparas de callejan de LED

**Safety Director™**  
Director de seguridad




#### INCLUDED CONTROLLER CONTROLADOR INCLUIDO

**EZ1405** The included controller provides convenient and easy control of the 29 built-in flash patterns and auxiliary LED modules (where applicable). Simply plug-n-play. Each lightbar is shipped with 'controller ready' wiring for fast, easy installation.

El controlador incluido permite el control práctico y sencillo de 29 patrones distintos incorporados de destellos, así como de módulos auxiliares de LED (si corresponde). Todas las barras de luces son de enchufar y utilizar, y se suministran con cableado de conexión al controlador para una instalación rápida y sencilla.

#### AVAILABLE COLORS COLORES DISPONIBLES

Amber, Blue, Clear, Green & Red

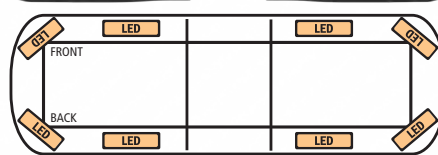


#### DIMENSIONS DIMENSIONES

3 [76] H x 10.5 [267] W

Controller

2.4 [61] H x 5.5 [140] W x 0.6 [15] D



#### 39" # 14-0005-E

**C** Amber

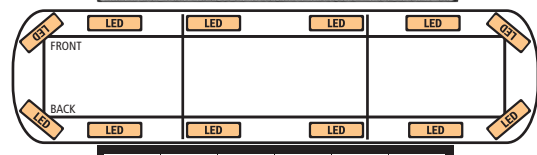
**T** 8 LEDs

**V** 12-24

**A** 7.2

☑ SAE J845 Class I, Cal. Title 13, R65, R10

⌚ 5 Year



#### 48" # 14-0006-E

**C** Amber

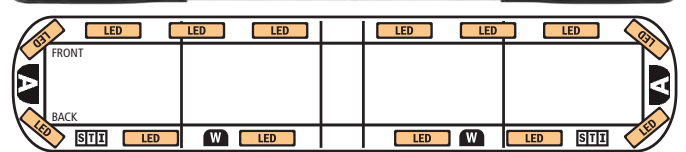
**T** 12 LEDs, 1 Safety Director

**V** 12-24

**A** 13.3

☑ SAE J845 Class I, Cal. Title 13, R65, R10

⌚ 5 Year



#### 60" # 14-0003-E

**C** Amber

**T** 14 LEDs, 2 WL, 2 AL, 2 STI

**V** 12-24

**A** 16.8



☑ SAE J845 Class I, Cal. Title 13, R65, R10, R6 & R7

⌚ 5 Year




# modular lightbars


## barras de luces modulares



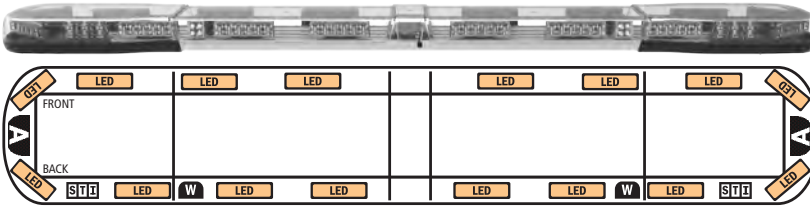
- 48" # 14-00001-E**
- C** Amber
  - T** 12 LEDs, 2 WL, 2 AL
  - V** 12-24
  - A** 14.4
  - ☑ SAE J845 Class I, Cal. Title 13, R65, R10
  - 🕒 5 Year



- 54" # 14-00002-E**
- C** Amber
  - T** 12 LEDs, 2 WL, 2 AL, 2 STI, 1 Safety Director
  - V** 12-24
  - A** 17.5
  - ☑ SAE J845 Class I, Cal. Title 13, R65, R10, R6 & R7
  - 🕒 5 Year



- 54" # 14-00007-E**
- C** Amber
  - T** 10 LEDs, 2 WL, 2 STI
  - V** 12-24
  - A** 11.4
  - ☑ SAE J845 Class I, Cal. Title 13, R65, R10, R6 & R7
  - 🕒 5 Year



- 72" # 14-00004-E**
- C** Amber
  - T** 16 LEDs, 2 WL, 2 AL, 2 STI
  - V** 12-24
  - A** 18.6
  - ☑ SAE J845 Class I, Cal. Title 13, R65, R10, R6 & R7
  - 🕒 5 Year

To view the Axios™ Modular LED Lightbar video, scan with any QR code reader app para ver el video del patrones de destellos, escanear con cualquier lector de códigos QR app



Or visit [YouTube.com/ECCOSafety](https://www.youtube.com/ECCOSafety)

Video

[axiosmodular.com](https://www.axiosmodular.com)

# AXIOS™

## modular lightbars

### barras de luces modulares



**EASY UPGRADE** fácil actualización

ADDITIONAL COLORS & CUSTOM CONFIGURATIONS AVAILABLE  
colores adicionales y configuraciones personalizadas disponibles

## 14 Series

### DropLock™ LED Modules

Seven LED module options for use with Axios™ lightbars  
Siete opciones de módulos de LED para usarlas con las barras de luz Axios™

No tools convenience makes building, reconfiguring or upgrading lightbars fast and easy  
La comodidad de no necesitar herramientas hace del montaje, reconfiguración o actualización de las barras de luz una tarea fácil y rápida



- # **EZ1401A**
- C** Amber
- T** Directional LED  
direccional LED
- V** 12-24
- A** 0.9
- ☑ SAE J845 Class I,  
Cal. Title 13, R10, R65
- 🕒 5 Year

**AVAILABLE COLORS** COLORES DISPONIBLES  
Amber, Blue, Clear, Green & Red



- # **EZ1402A**
- Amber
- Beacon LED  
balizas LED
- 12-24
- 1.0
- SAE J845 Class I,  
R10, R65
- 5 Year

**AVAILABLE COLORS** COLORES DISPONIBLES  
Amber, Blue, Clear, Green & Red



- # **EZ1414**
- Amber
- LED Safety Director  
director de seguridad de LED
- 12-24
- 2.5
- SAE J595 Class I  
R10
- 5 Year

**AVAILABLE COLORS** COLORES DISPONIBLES  
Amber



- # **EZ1403WL**
- Clear
- LED Worklamp  
lámparas de trabajo LED
- 12-24
- 0.9
- 900 Lumens
- ☑ R10
- 🕒 5 Year



- # **EZ1403AL**
- Clear
- LED Alley Light  
Lámparas de callejan de LED
- 12-24
- 0.9
- 900 Lumens
- R10
- 5 Year



- # **EZ1404**
- Amber/Red
- LED Stop-Tail-Indicator  
indicadores de LED
- 12-24
- 0.3
- 
- R10, R6, R7
- 5 Year



- # **EZ1411 (48-72)**
- Opal
- Center Illumination  
iluminación centro
- 12-24
- 0.3-1.4
- 
- R10
- 5 Year





# modular lightbars

barras de luces modulares

safety director™



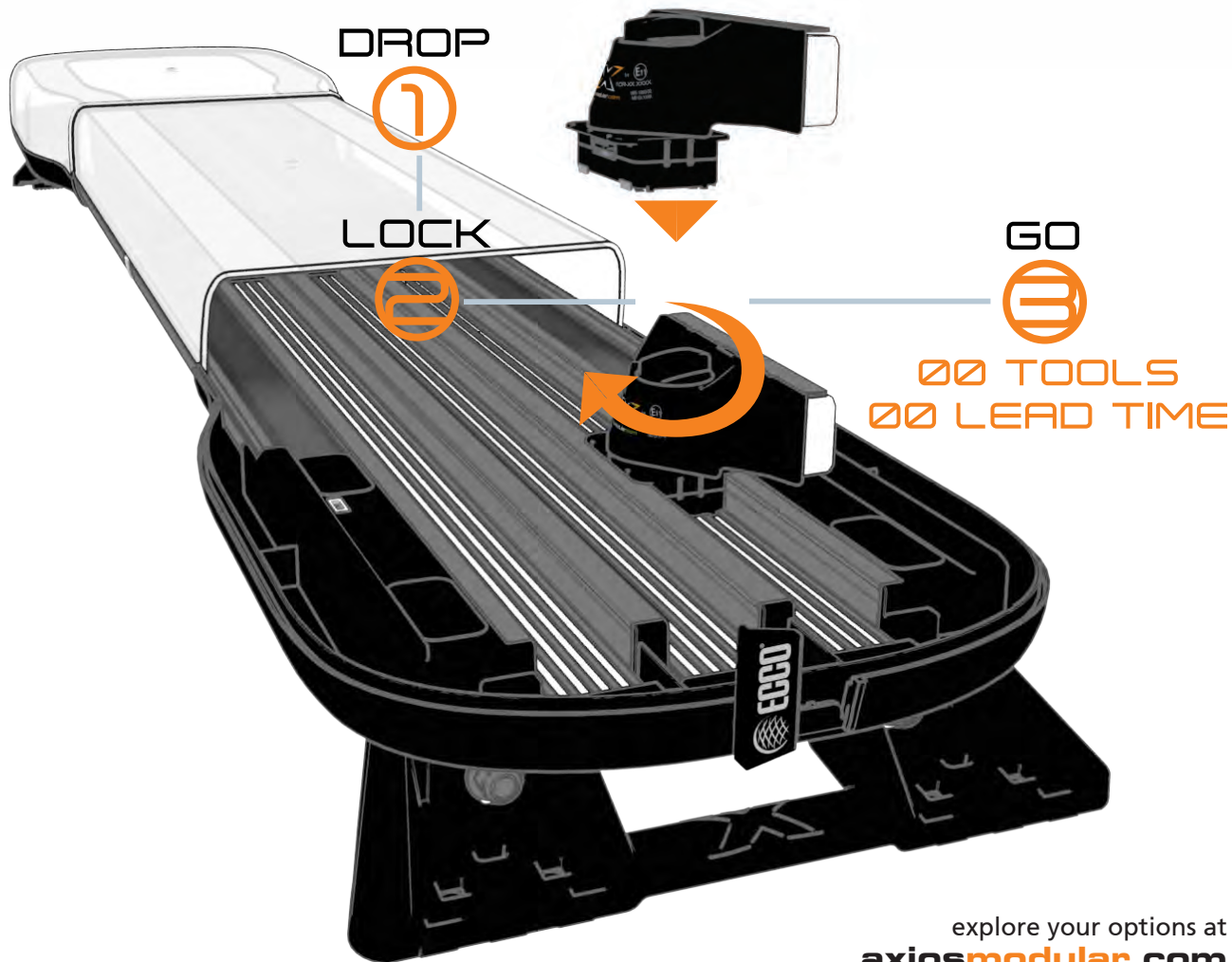
directional

stop-tail-indicator

360° beacon

worklamp

alley light





## More Bars = More Choices

ECCO now offers more lightbar choices than ever before with a total of three new models for 2016. The 21 Series isn't short on options either with bar lengths ranging from 22" to 58", choose from three, four, six, nine, and 18 LED warning modules (including dual-colors), LED worklamps, LED stop-tail-indicators, and even an integrated LED Safety Director™.

MÁS BARRAS = MÁS OPCIONES ECCO ahora ofrece más opciones de barras de luz que nunca, pues cuenta con un total de tres modelos nuevos para 2016. La serie 21 tiene muchas opciones, entre las que se pueden mencionar barras cuyas longitudes van de 22 a 58 pulgadas; 3, 4, 6, 9 y 18 módulos de advertencia de LED (incluidos los de color doble); lámparas de trabajo de LED; indicadores de paro de LED en la parte posterior e incluso un Safety Director™ de LED integrado.





# lightbars LED

## barras de luces LED



ADDITIONAL COLORS & CUSTOM CONFIGURATIONS AVAILABLE  
colores adicionales y configuraciones personalizadas disponibles

## 21 Series

### SAE Class I LED Lightbar

Low-profile chassis  
Chasis de perfil bajo

Three, four, six, nine, and 18 TIR LED modules  
res, cuatro, seis, nueve y 18 módulos de LED TIR

Integrated LED Safety Director™  
Director de seguridad integrada LED

19 flash patterns (independent flashing) or  
31 flash patterns (centrally controlled)  
19 patrones de destellos (independiente) o  
31 patrones de destellos (central, vea la página 116)

Aluminum chassis, polycarbonate base and lens  
Chasis de aluminio, base y cristal de policarbonato

Magnet mount available for 22" lightbars (EZ2122MG)  
Montaje magnético disponible para barras de luz de 22 pulg (EZ2122MG)

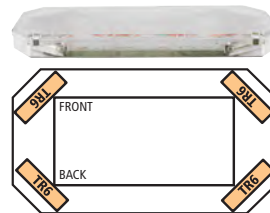
#### SYMBOLS SÍMBOLOS

- TR6** 6 LED Warning Module  
Módulo 6 LED de advertencia
- TR4** 4 LED Warning Module  
Módulo 4 LED de advertencia
- TR3** 3 LED Warning Module  
Módulo 3 LED de advertencia
- STI** LED Stop-Tail-Indicator  
Luces de freno, traseras, direccionales de LED
- W** LED Worklamps  
Lámparas de trabajo de LED
- TR** Integrated LED Safety Director  
Director de seguridad integrada LED

AVAILABLE COLORS COLORES DISPONIBLES  
Amber, Blue, Green, Red & White

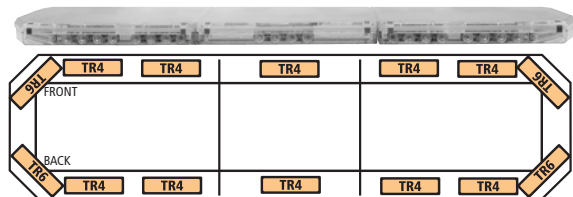


DIMENSIONS DIMENSIONES  
2.1 [53] H x 12.3 [312] W




**22"** # 21-00001-E

- C** Amber
- T** 4 LEDs
- V** 12
- A** 2.0
- ☑ SAE J845 Class I, Cal. Title 13
- 🕒 5 Year



**47"** # 21-00004-E

- C** Amber
- T** 14 LEDs
- V** 12
- A** 7.0
- ☑ SAE J845 Class I, Cal. Title 13
- 🕒 5 Year



**52"** # 21-00007-E

- C** Amber
- T** 10 LEDs, 2 STI, 2 WL
- V** 12
- A** 8.0
- ☑ SAE J845 Class I, Cal. Title 13
- 🕒 5 Year

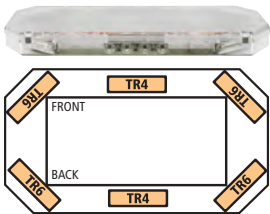


# lightbars LED

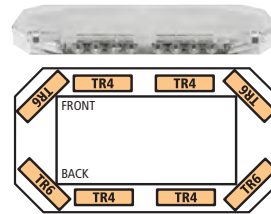
## barras de luces LED



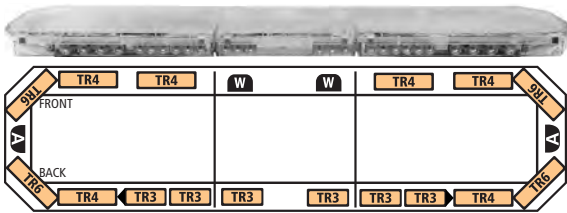
21-00008-E (back view)



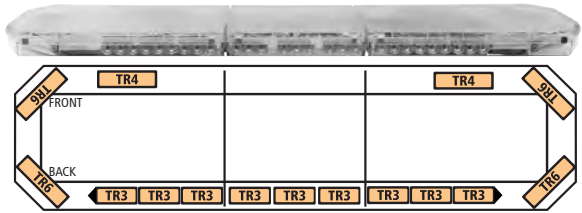
- 22"** # 21-00002-E  
**C** Amber  
**T** 6 LEDs  
**V** 12  
**A** 3.0  
 SAE J845 Class I, Cal. Title 13  
 5 Year




- 22"** # 21-00003-E  
**C** Amber  
**T** 8 LEDs  
**V** 12  
**A** 4.0  
 SAE J845 Class I, Cal. Title 13  
 5 Year




- 47"** # 21-00005-E  
**C** Amber  
**T** 16 LEDs, 2 AL, 2 WL, 6 Module Safety Director  
**V** 12  
**A** 12.0  
 SAE J845 Class I, Cal. Title 13  
 5 Year



- 47"** # 21-00006-E  
**C** Amber  
**T** 15 LEDs, 9 Module Safety Director  
**V** 12  
**A** 7.5  
 SAE J845 Class I, Cal. Title 13  
 5 Year



- 52"** # 21-00009-E  
**C** Amber  
**T** 16 LEDs, 6 Module Safety Director  
**V** 12  
**A** 8.0  
 SAE J845 Class I, Cal. Title 13  
 5 Year



- 58"** # 21-00008-E  
**C** Amber  
**T** 12 LEDs, 2 STI, 2 WL  
**V** 12  
**A** 9.0  
 SAE J845 Class I, Cal. Title 13  
 5 Year



# lightbars LED

barras de luces LED



ADDITIONAL COLORS & CUSTOM CONFIGURATIONS AVAILABLE  
colores adicionales y configuraciones personalizadas disponibles

## 27 Series

### SAE Class I LED Lightbar

Medium-profile chassis  
Chasis de perfil medio

Three, eight, 12, and 22 reflective LED modules  
Tres, ocho, 12 y 22 módulos reflejantes de LED

Integrated LED Safety Director™  
Director de seguridad integrada LED

19 flash patterns (independent flashing) or  
31 flash patterns (centrally controlled)  
19 patrones de destellos (independiente) o  
31 patrones de destellos (centralmente, vea la página 116)

Aluminum chassis, polycarbonate base and lens  
Chasis de aluminio, base y cristal de policarbonato

Magnet mount available for 22" lightbars (EZ2122MG)  
Montaje magnético disponible para barras de luz de 22 pulg (EZ2122MG)

#### SYMBOLS SÍMBOLOS

- REF12** 12 LED Warning Module  
Módulo 12 LED de advertencia
- REF8** 8 LED Warning Module  
Módulo 8 LED de advertencia
- REF3** 3 LED Warning Module  
Módulo 3 LED de advertencia
- STI** LED Stop-Tail-Indicator  
Luces de freno, traseras, direccionales de LED
- W** LED Worklamps  
Lámparas de trabajo de LED
- REF** Integrated LED Safety Director  
Director de seguridad integrada LED

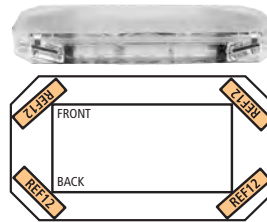
#### AVAILABLE COLORS COLORES DISPONIBLES

Amber, Blue, Red & White




#### DIMENSIONS DIMENSIONES

2.7 [69] H x 12.2 [310] W



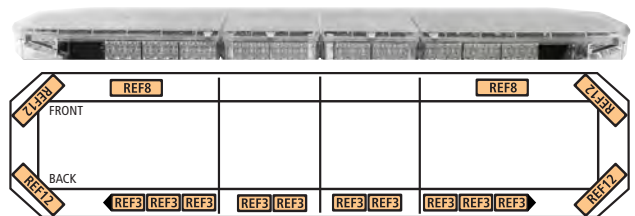
**22"** # 27-00001-E

- C** Amber
- T** 4 LEDs
- V** 12
- A** 2.0
- ☑ SAE J845 Class I, Cal. Title 13
- 🕒 5 Year



**47"** # 27-00004-E

- C** Amber
- T** 14 LEDs
- V** 12
- A** 7.0
- ☑ SAE J845 Class I, Cal. Title 13
- 🕒 5 Year



**52"** # 27-00006-E

- C** Amber
- T** 16 LEDs, 10 Module Safety Director
- V** 12
- A** 8.0
- ☑ SAE J845 Class I, Cal. Title 13
- 🕒 5 Year

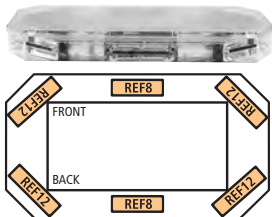


# lightbars LED

## barras de luces LED

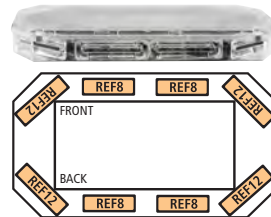


27-00007-E (back view)



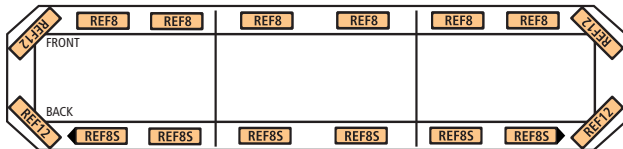
**22"** # 27-00002-E

- C** Amber
- T** 6 LEDs
- V** 12
- A** 3.0
- ☑ SAE J845 Class I, Cal. Title 13
- 🕒 5 Year



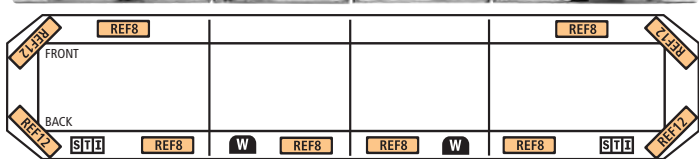
**22"** # 27-00003-E

- C** Amber
- T** 8 LEDs
- V** 12
- A** 4.0
- ☑ SAE J845 Class I, Cal. Title 13
- 🕒 5 Year



**52"** # 27-00005-E

- C** Amber
- T** 16 LEDs, 6 Module Safety Director
- V** 12
- A** 8.0
- ☑ SAE J845 Class I, Cal. Title 13
- 🕒 5 Year



**58"** # 27-00007-E

- C** Amber
- T** 10 LEDs, 2 STI, 2 WL
- V** 12
- A** 8.0
- ☑ SAE J845 Class I, Cal. Title 13
- 🕒 5 Year



# lightbars LED

## barras de luces LED

ADDITIONAL COLORS & CUSTOM CONFIGURATIONS AVAILABLE  
 colores adicionales y configuraciones personalizadas disponibles



## 12 Series

### SAE Class I LED Lightbar

Available in-cab controller  
 Está disponible un controlador para el interior de la cabina

33 flash patterns  
 33 patrones de destellos

Aluminum chassis, polycarbonate base and lens  
 Chasis de aluminio, base y cristal de policarbonato

#### SYMBOLS SÍMBOLOS

- LED** LED Warning Module  
Módulo LED de advertencia
- STTT** LED Stop/Tail/Turn Lights  
Luces de freno, traseras, direccionales de LED
- W** LED Worklamps  
Lámparas de trabajo de LED
- A** LED Alley Lights  
Lámparas de callejan de LED

#### OPTIONAL ACCESSORY ACCESORIO OPCIONAL

**EZ0006** The optional controller provides convenient and easy control of the 33 built-in flash patterns and auxiliary LED modules (where applicable). Simply plug-n-play. Each lightbar is shipped with 'controller ready' wiring for fast, easy installation.



El controlador opcional permite el control práctico y sencillo de 33 patrones distintos incorporados de destellos, así como de módulos auxiliares de LED (si corresponde). Todas las barras de luces son de enchufar y utilizar, y se suministran con cableado de conexión al controlador para una instalación rápida y sencilla.

#### AVAILABLE COLORS COLORES DISPONIBLES


Amber, Blue, Clear, Green & Red



#### DIMENSIONS DIMENSIONES


2.5 [64] H x 11 [279] W

Controller  
 3.6 [90] H x 5.9 [149] W x 0.7 [18] D



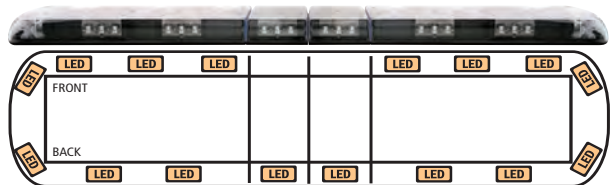
**48" # 12-00001-E**

- C** Amber
- T** 16 LEDs
- V** 12-24
- A** 7.2
- ☑ SAE J845 Class I, California Title 13, CE, R10
- 🕒 3 Year



**54" # 12-00002-E**

- C** Amber
- T** 16 LEDs
- V** 12-24
- A** 7.2
- ☑ SAE J845 Class I, California Title 13, CE, R10
- 🕒 3 Year



**60" # 12-00003-E**

- C** Amber
- T** 16 LEDs
- V** 12-24
- A** 7.2
- ☑ SAE J845 Class I, California Title 13, CE, R10
- 🕒 3 Year






# lightbars LED


## barras de luces LED



12-00005-E (back view)



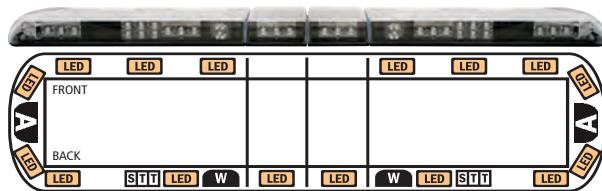
- 48"** # 12-00004-E
- C** Amber
  - T** 16 LEDs, 2 WL, 2 AL
  - V** 12-24
  - A** 10.8
  - ☑ SAE J845 Class I, California Title 13, CE, R10
  - 🕒 3 Year



- 54"** # 12-00005-E
- C** Amber
  - T** 16 LEDs, 2 WL, 2 AL, 2 STT
  - V** 12-24
  - A** 11.0
  - ☑ SAE J845 Class I, California Title 13, CE, R10
  - 🕒 3 Year



- 54"** # 12-00007-E
- C** Amber
  - T** 10 LEDs, 2 WL, 2 STT
  - V** 12-24
  - A** 6.5
  - ☑ SAE J845 Class I, California Title 13, CE, R10
  - 🕒 3 Year



- 60"** # 12-00006-E
- C** Amber
  - T** 16 LEDs, 2 WL, 2 AL, 2 STT
  - V** 12-24
  - A** 11.0
  - ☑ SAE J845 Class I, California Title 13, CE, R10
  - 🕒 3 Year

To view the Vantage™ Lightbar product video, scan with any QR code reader app

para ver el video, escanear con cualquier aplicación lectora de códigos QR



Or visit [YouTube.com/ECCOSafety](https://www.youtube.com/ECCOSafety)


Video



# lightbars LED

## barras de luces LED

ADDITIONAL COLORS & CUSTOM CONFIGURATIONS AVAILABLE  
 colores adicionales y configuraciones personalizadas disponibles



## StreetLazer™

### 15 Series LED Lightbar

Available with TIR Optic or Reflective LED modules  
 Disponible con módulos Óptica TIR o Reflectante de LED

Alternating or simultaneous flash (quad)  
 Destellos alternados o simultáneos (cuádruples)

2" height profile  
 Perfil de altura de 2 pulgadas

Aluminum base  
 Base de aluminio

#### SYMBOLS SÍMBOLOS

LED Warning Module  
 Módulo LED de advertencia

Integrated LED Safety Director™  
 Safety Director™ de LED integrado

Additional modules available for custom configuration.  
 Disponibles módulos adicionales para configuraciones personalizadas

Illuminated rubber key touch-pad provides fingertip control of built-in Safety Director™ (included with Safety Director models).

Panel táctil de goma con iluminación trasera que permite el control con los dedos del Safety Director™ incorporado (incluidos en los modelos Safety Director)



#### DIMENSIONS DIMENSIONES

2 [53] H x 12 [305] W  
 2.1 [53] H x 23.2 [590] W x 12.2 [310] D (22" lightbar)

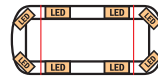
Controller  
 2 [50] H x 3.5 [90] W x 0.5 [8] D

### 23"

#### TIR Optic



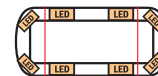
# 15-00011-E  
 Illuminates Amber  
 12  
 0.8  
 80 FPMx4  
 4 Bolt  
 2 Year Lightbar  
 5 Year Electrical



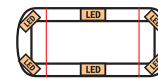
# 15-00015-E  
 Illuminates Amber  
 12  
 1.6  
 80 FPMx4  
 4 Bolt  
 2 Year Lightbar  
 5 Year Electrical



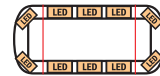
# 15-01423-E  
 Illuminates Amber  
 12  
 2.8  
 80 FPMx4  
 4 Bolt  
 2 Year Lightbar  
 5 Year Electrical



# 15-01428-E  
 Illuminates Amber  
 12  
 5.6  
 80 FPMx4  
 4 Bolt  
 2 Year Lightbar  
 5 Year Electrical

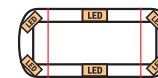


# 15-00013-E  
 Illuminates Amber  
 12  
 1.2  
 80 FPMx4  
 4 Bolt  
 2 Year Lightbar  
 5 Year Electrical

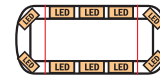


# 15-00019-E  
 Illuminates Amber  
 12  
 2.0  
 80 FPMx4  
 4 Bolt  
 2 Year Lightbar  
 5 Year Electrical

#### REFLECTIVE



# 15-01427-E  
 Illuminates Amber  
 12  
 4.2  
 80 FPMx4  
 4 Bolt  
 2 Year Lightbar  
 5 Year Electrical




# 15-01429-E  
 Illuminates Amber  
 12  
 7.0  
 80 FPMx4  
 4 Bolt  
 2 Year Lightbar  
 5 Year Electrical




# lightbars halogen


## barras de luces halogen



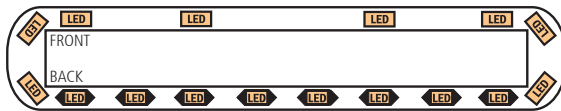
15-00037-E (front view)



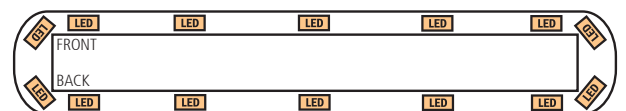
**39"** # 15-00035-E  
**C** Amber  
**T** TIR  
**V** 12  
**A** 1.6  
**F** 80 FPMx4  
 ⌚ 2 Year Lightbar  
 ⌚ 5 Year Electrical



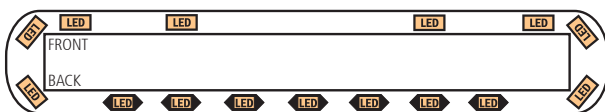
**49"** # 15-00036-E  
**C** Amber  
**T** TIR  
**V** 12  
**A** 1.6  
**F** 80 FPMx4  
 ⌚ 2 Year Lightbar  
 ⌚ 5 Year Electrical



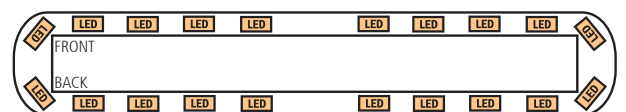
<b>49"</b> # 15-00037-E	<b>15-01424-E</b>
<b>C</b> Amber	Amber
<b>T</b> TIR	Reflective
<b>V</b> 12	12
<b>A</b> 3.2	4.9
<b>F</b> 80 FPMx4	80 FPMx4
⌚ 2 Year Lightbar	2 Year Lightbar
⌚ 5 Year Electrical	5 Year Electrical



<b>54"</b> # 15-00038-E	<b>15-01426-E</b>
<b>C</b> Amber	Amber
<b>T</b> TIR	Reflective
<b>V</b> 12	12
<b>A</b> 2.9	4.3
<b>F</b> 80 FPMx4	80 FPMx4
⌚ 2 Year Lightbar	2 Year Lightbar
⌚ 5 Year Electrical	5 Year Electrical



<b>54"</b> # 15-00039-E	<b>15-01425-E</b>
<b>C</b> Amber	Amber
<b>T</b> TIR	Reflective
<b>V</b> 12	12
<b>A</b> 3.0	4.6
<b>F</b> 80 FPMx4	80 FPMx4
⌚ 2 Year Lightbar	2 Year Lightbar
⌚ 5 Year Electrical	5 Year Electrical



<b>54"</b> # 15-01255-E
<b>C</b> Amber
<b>T</b> TIR
<b>V</b> 12
<b>A</b> 4.0
<b>F</b> 80 FPMx4
⌚ 2 Year Lightbar
⌚ 5 Year Electrical



# lightbars LED

## barras de luces LED

ADDITIONAL COLORS & CUSTOM CONFIGURATIONS AVAILABLE  
 colores adicionales y configuraciones personalizadas disponibles



10-00048-E (front view)

## StreetLazer™

### 10 Series LED Lightbar

Alternating or simultaneous flash (quad)  
 Destellos alternados o simultáneos (cuádruples)

Roof-hugging design  
 Diseño de baja altura sobre techos

LEDisector™ option  
 Opción LEDisector™

#### SYMBOLS SÍMBOLOS

LED Warning Module  
 Módulo LED de advertencia

Corner LED Module (x3)  
 Esquina modulo de LED

LEDisector™ Option (multifunction intersection clearing, takedown, alley and worklamp)  
 Opción LEDisector™ (despeje multifuncional de intersecciones, "takedown", lampara de callejon y de trabajo)

Integrated LED Safety Director™  
 Safety Director™ de LED integrado

Additional modules available for custom configuration.  
 Disponibles módulos adicionales para configuraciones personalizadas


Illuminated rubber key touch-pad provides fingertip control of built-in Safety Director™ (included with Safety Director models).

Panel táctil de goma con iluminación trasera que permite el control con los dedos del Safety Director™ incorporado (incluidos en los modelos Safety Director)




**DIMENSIONS DIMENSIONES**  
 2 [53] H x 12 [305] W


Controller  
 2 [50] H x 3.5 [90] W x 0.5 [8] D



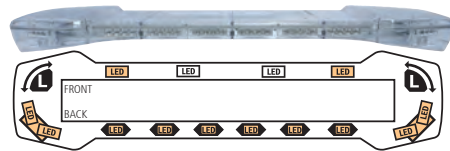
**47"** # 10-00047-E  
**C** Amber  
**V** 12  
**A** 3.8  
**F** 80 FPMx4  
 2 Year Lightbar, 5 Year Electrical



**47"** # 10-00631-E  
**C** Amber  
**V** 12  
**A** 3.8  
**F** 80 FPMx4  
 2 Year Lightbar, 5 Year Electrical



**52"** # 10-00048-E  
**C** Amber  
**V** 12  
**A** 4.0  
**F** 80 FPMx4  
 2 Year Lightbar, 5 Year Electrical



**52"** # 10-00632-E  
**C** Amber  
**V** 12  
**A** 4.4  
**F** 80 FPMx4  
 2 Year Lightbar, 5 Year Electrical



# lightbars halogen

## barras de luces halogen

ADDITIONAL COLORS & CUSTOM CONFIGURATIONS AVAILABLE  
 colores adicionales y configuraciones personalizadas disponibles



654001 (back view)

**EVOLUTION**

### 60 Series Halogen Lightbar

Compact, low profile design  
 Diseño compacto de bajo perfil


Belt-drive rotator mechanism  
 Mecanismo rotativo por correa de mando

Free-form optical reflector maximizes light output  
 Reflector óptico de forma libre que maximiza la potencia luminica

Many auxiliary lighting options available  
 Están disponibles muchas opciones de iluminación auxiliar

**SYMBOLS** SÍMBOLOS

-  Rotator  
Rotator
-  'V' & Diamond Mirrors  
Espejos 'v' y diamantes
-  Stop/Tail/Turn Lights  
Luces de freno, traseras, direccionales
-  360° Strobe  
Estroboscopico
-  D.O.T. Lights  
Lamparas D.O.T.
-  Worklamps  
Lamparas de trabajo
-  Directional Strobe  
Estroboscopico direccional
-  Directional Halogen  
Halogenia direccional

 <b>36" 6363001</b> <b>C</b> Amber <b>V</b> 12 <b>A</b> 15.6 <b>F</b> 1120  R10  2 Year Lightbar <b>3 Month Bulb</b>	 <b>36" 6363003</b> <b>C</b> Amber (strobe) <b>V</b> 12 <b>A</b> 3.9 <b>F</b> 260 <b>R10</b> <b>2 Year Lightbar</b> <b>6 Month Tube</b>	 <b>36" 6363011</b> <b>C</b> Amber / Clear <b>V</b> 12 <b>A</b> 15.6 <b>F</b> 1120 <b>R10</b> <b>2 Year Lightbar</b> <b>3 Month Bulb</b>
 <b>48" 6483002</b> <b>C</b> Amber <b>V</b> 12 <b>A</b> 20.4 <b>F</b> 1280 <b>R10</b>  2 Year Lightbar <b>3 Month Bulb</b>	 <b>48" 6483010</b> <b>C</b> Amber <b>V</b> 12 <b>A</b> 29.6 <b>F</b> 1280 <b>-</b> <b>2 Year Lightbar</b> <b>3 Month Bulb</b>	 <b>48" 6483011</b> <b>C</b> Amber (strobe) <b>V</b> 12 <b>A</b> 7.8 <b>F</b> 520 <b>CE, R10</b> <b>2 Year Lightbar</b> <b>6 Month Tube</b>
 <b>54" 6543001</b> <b>C</b> Amber <b>V</b> 12 <b>A</b> 25.5 <b>F</b> 1760 <b>R10</b>  2 Year Lightbar <b>3 Month Bulb</b>	 <b>54" 6543002</b> <b>C</b> Amber <b>V</b> 12 <b>A</b> 20.4 <b>F</b> 1280 <b>R10</b> <b>2 Year Lightbar</b> <b>3 Month Bulb</b>	 <b>54" 6543050</b> <b>C</b> Amber <b>V</b> 12 <b>A</b> 28.9 <b>F</b> 730 <b>SAE J845 Class I</b> <b>2 Year Lightbar</b> <b>3 Month Bulb</b>
 <b>54" 6545001</b> <b>C</b> Amber <b>V</b> 12 <b>A</b> 29.8 <b>F</b> 1120  SAE J845 Class I  2 Year Lightbar <b>3 Month Bulb</b>	 <b>60" 6603060</b> <b>C</b> Amber <b>V</b> 12 <b>A</b> 37.1 <b>F</b> 2500 <b>SAE J845 Class I</b> <b>2 Year Lightbar</b> <b>3 Month Bulb</b>	 <b>60" 6605004</b> <b>C</b> Amber <b>V</b> 12 <b>A</b> 43.3 <b>F</b> 1460 <b>SAE J845 Class I</b> <b>2 Year Lightbar</b> <b>3 Month Bulb</b>



# THE DIRT

**DIRTY & DIRTY**  
A maintenance man  
takes his dirtiest work tales

**KICKING IT IN KENTUCKY**  
Outside of Louisville, there's a lot to see in Possibility City

## WHERE'S THE BEEP? 12

MFAs quietly gain traction in cities and neighborhoods

**ALWAYS ALERT**  
The UK's AA: a story of road safety evolution since 1995

# 4

A 'DIFFERENTER' COMPANY  
Cincinnati's J&M Auto Parts

Issue 1 | 2014 | published by ECCO

# THE DIRT

## 8

**WHAT GOES AROUND COMES AROUND**  
online shopping reinvents mall order  
and opens up the free market

## GOING BIG

the Panama Canal expansion

**COVER YOUR BACK**  
smart ways to protect your people,  
your assets, and your goodwill

**GETTING GOODS TO MARKET**  
an intricate system of ships,  
ports, rail, and trucks

Issue 5 | 2015 | published by ECCO

### Get The Dirt

Want the latest information on commercial vehicle safety? Want to keep up with the latest goings on at ECCO? You're gonna have to get your nose in *The Dirt* with a free subscription to our industry magazine.

OBTENER *THE DIRT* ¿Quiere recibir la información más reciente sobre seguridad para vehículos comerciales? ¿Quiere mantenerse al día sobre los más recientes sucesos en ECCO? Tendrá que sumergirse en *The Dirt* con una suscripción gratuita a nuestra revista de la industria.



11  
16  
14

# SUBSCRIBE TODAY FOR FREE

MAGAZINE PUBLISHED BY ECCO

For a free subscription to *The Dirt* Magazine,  
scan with any QR code reader app  
para una suscripción gratuita a la revista, escanear con  
cualquier lector de códigos QR app



Or email [info@thedirtonline.com](mailto:info@thedirtonline.com)

Subscribe

[thedirtonline.com](http://thedirtonline.com)

# Safety Director™



## Small Size, Big Control, Massive Warning

The 3400 Series Safety Director™ redefines the traffic direction stick. Only 2" tall and 2.5" deep, while the stick itself is compact, the controller features big buttons and flash pattern mimicking for easy control. The SAE Class I certified LEDs pack a massive punch of light back down the highway, right where it's needed.

ADVERTENCIA MASIVA DE TAMAÑO PEQUEÑO Y GRAN CONTROL. El Safety Director™ serie 3400 vuelve a definir los rieles de dirección de tránsito. Tiene sólo 2 pulgadas de altura y 2.5 de profundidad, por lo que el riel en sí es compacto. El controlador cuenta con botones grandes y replica el patrón de destello para poder controlarlo con facilidad. Los LED certificados para Clase I de SAE emiten una gran cantidad de luz hacia la autopista, justo donde se requiere.





# Safety Director™

controlador de trafico

## Safety Director™



### 3400 Series

SAE Class I LED

#### Nine flash patterns

Nueve patrones de destello

#### Unobtrusive interior or exterior mounting

Montaje discreto interior o exterior

#### Soft touch controller with flash pattern display and auxiliary switch

Controlador suave al tacto con monitor del patrón de destello e interruptor auxiliar

#### Includes signal bar, controller and cable

Incluye la barra de luces, controlador y cable

#### 20A auxiliary relay included

Relevador auxiliar de 20 amperes incluido

#	3410A	3435A	3455A
C	Amber	Amber	Amber
Ⓢ	15'	35'	55'
V	12	12	12
A	1.6	1.6	1.6
Ⓢ	SAE J595 Class I CE, R10	SAE J595 Class I CE, R10	SAE J595 Class I CE, R10
Ⓢ	3 Year	3 Year	3 Year

#### DIMENSIONS DIMENSIONES

1.9 [48] H x 48.1 [1222] W x 2.5 [63] D

#### Controller

3.6 [90] H x 5.9 [149] W x 0.7 [18] D

#### SYSTEM COMPONENTS

- 3410CB Controller
- 3410LBA Signal Bar
- 3410-15 15' Cable
- 3410-35 35' Cable
- 3410-55 55' Cable



To view the 3410 Safety Director™ product video, scan with any QR code reader app

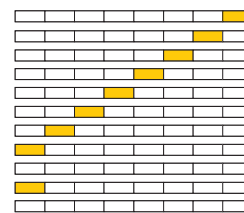
para ver el video, escanear con cualquier aplicación lectora de codigos QR

Video


Or visit [YouTube.com/ECCOSafety](https://www.youtube.com/ECCOSafety)

### Flash Patterns patrones de destellos

#### LEFT IZQUIERDA



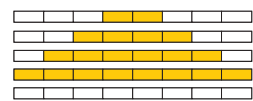
#### LEFT SOLID IZQUIERDA SÓLIDA



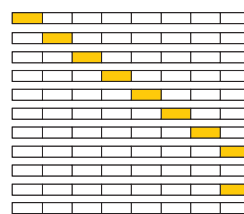
#### CENTER OUT SALIDA CENTRAL




#### CENTER OUT SOLID SALIDA CENTRAL SÓLIDO



#### RIGHT DERECHO



#### RIGHT SOLID DERECHO SÓLIDO



#### WIG WAG WIG WAG



#### ALTERNATING QUAD FLASH FLASH QUAD ALTERNA



#### ALTERNATING SINGLE FLASH ALTERNANDO SOLO FLASH





# Safety Director™

controlador de trafico

## Safety Director™



### ED3300 Series

SAE Class I LED

#### Nine flash patterns

Nueve patrones de destello

#### Interior or exterior mounting

Montaje interior o exterior

#### Soft-touch controller with flash pattern display and auxiliary switch

Controlador suave al tacto con monitor del patrón de destello e interruptor auxiliar

#### Includes signal bar, controller and cable

Incluye la barra de luces, controlador y cable e interruptor auxiliar

#### 20A auxiliary relay included

Relevador auxiliar de 20 amperes incluido

#	ED3315A	ED3335A	ED3355A
C	Amber	Amber	Amber
⊙	15'	35'	55'
V	12-24	12-24	12-24
A	1.6	1.6	1.6
✓	SAE J595 Class I R10	SAE J595 Class I R10	SAE J595 Class I R10
⌚	3 Year	3 Year	3 Year

**DIMENSIONS** DIMENSIONES  
2 [51] H x 48.5 [1232] W x 3 [76] D

Controller  
3.6 [90] H x 5.9 [149] W x 0.7 [18] D

#### REPLACEMENT MODULES MÓDULOS DE REEMPLAZO

ED3300 Series are offered in Amber only; however, replacement color modules are available.

Serie ED3300 se ofrecen en sólo Amber; Sin embargo, los módulos de color de sustitución están disponibles.

#### ER3300X

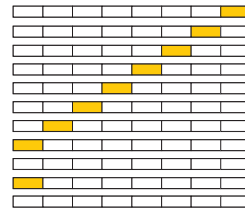
Replace 'X' with A=Amber, B=Blue, C=Clear, R=Red  
Reemplace la 'X' por A (ámbar), B (azul), C (transparente), R (rojo)

#### SYSTEM COMPONENTS COMPONENTES DEL SISTEMA


- 3410CB Controller
- ED3300LBA Signal Bar
- 3410-15 15' Cable
- 3410-35 35' Cable
- 3410-55 55' Cable

### Flash Patterns patrones de destellos

#### LEFT IZQUIERDA



#### LEFT SOLID IZQUIERDA SÓLIDA



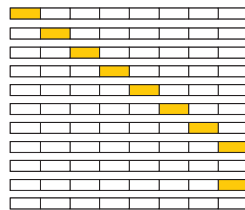
#### CENTER OUT SALIDA CENTRAL




#### CENTER OUT SOLID SALIDA CENTRAL SÓLIDO



#### RIGHT DERECHO



#### RIGHT SOLID DERECHO SÓLIDO



#### WIG WAG WIG WAG



#### ALTERNATING QUAD FLASH FLASH QUAD ALTERNA



#### ALTERNATING SINGLE FLASH ALTERNANDO SOLO FLASH



Safety Director™  
Arrow

## ED3307 Series

SAE Class I LED

35 flash patterns  
35 patrones de destello

Single unit (ED3307A) or split arrow (ED3307SA) options  
Opciones de unidad individual (ED3307A) o flecha bifurcada (ED3307SA)

16 high-powered 3811 LED modules (see page 10)  
16 módulos de LED 3811 de alta potencia (ver página 10)

Includes signal bar, controller and cable  
Incluye la barra de luces, controlador y cable



# **ED3307A**  
C Amber  
T Single unit Unidad individual  
35'  
V 12-24  
A 2.8  
SAE J595 Class I, CE, R10  
3 Year



# **ED3307SA**  
C Amber  
T Split arrow Flecha bifurcada  
35'  
V 12-24  
A 2.8  
SAE J595 Class I, CE, R10  
3 Year

### DIMENSIONS DIMENSIONES

ED3307A: 24.4 [620] H x 53.8 [1367] W x 3.2 [81] D  
ED3307SA: 24.4 [620] H x 28 [711] W x 3.2 [81] D (per arrow)

Controller  
2.1 [53] H x 6.1 [155] W x 0.7 [18] D

### REPLACEMENT MODULES MÓDULOS DE REEMPLAZO

ED3300 Series are offered in Amber only; however, replacement color modules are available.  
Serie ED3300 se ofrecen en sólo Amber; Sin embargo, los módulos de color de sustitución están disponibles.

### ER3300X

Replace 'X' with A=Amber, B=Blue, C=Clear, R=Red  
Reemplace la 'X' por A (ámbar), B (azul), C (transparente), R (rojo)

### SYSTEM COMPONENTS

ED3307CB Controller  
R3307SACBL 30' Arrow-to-Arrow Cable (ED3307SA)  
3410-15 15' Cable  
3410-35 35' Cable  
3410-55 55' Cable

## Flash Patterns patrones de destellos

### One lamp sequence then double flash

- 1 Flash - Wig wag
- 2 Right sweep - Single lamp L-R sequentially / double flash
- 3 Left sweep - Single lamp R-L sequentially / double flash
- 4 Center - Single lamp center out / double flash

### Two lamp sequence then double flash

- 5 Flash - Wig wag alternating
- 6 Right sweep - Two lamp L-R sequentially / double flash
- 7 Left sweep - Two lamp R-L sequentially / double flash
- 8 Center - Two lamp center out / double flash

### Six lamp sequence then double flash

- 9 Flash - Hyper wig wag
- 10 Right sweep - Six lamp L-R sequentially / double flash
- 11 Left sweep - Six lamp R-L sequentially / double flash
- 12 Center - Six lamp center out / double flash

### Sequence to solid double flash

- 13 Flash - Wig wag
- 14 Right sweep - L-R sequentially / solid double flash
- 15 Left sweep - R-L sequentially / solid double flash
- 16 Center - Center out / solid double flash

### One lamp sequence then triple flash

- 17 Flash - Hyper alternating
- 18 Right sweep - Single lamp L-R sequentially / triple flash
- 19 Left sweep - Single lamp R-L sequentially / triple flash
- 20 Center - Single lamp center out / triple flash

### Three lamp sequence then double flash

- 21 Flash - Alternating solid
- 22 Right sweep - Three lamp L-R sequentially / double flash
- 23 Left sweep - Three lamp R-L sequentially / double flash
- 24 Center - Three lamp center out / double flash

### Sequence on/off

- 25 Flash - Hyper wig wag
- 26 Right sweep - L-R sequentially / off
- 27 Left sweep - R-L sequentially / off
- 28 Center - Center out / solid

### Solid arrow

- 29 Flash - Wig wag
- 30 Right sweep - Right side on/off
- 31 Left sweep - Left side on/off
- 32 Center - All lamps on/off

### Flash with no arrows

- 33 Cycle flash - Wig wag
- 34 Solid flash - Wig wag
- 35 Solid flash - Alternating



# Safety Director™

controlador de trafico

## NARROWSTIK™



37048AS

### 37038AS Series

SAE Class I LED

32 flash patterns

32 patrones de destello

Comprises eight 3703 LED modules (37038AS) or six 3705 and two 3704 LED modules (37048AS) (see page 12)

Cuenta con ocho módulos de LED 3703 (37038AS) o seis módulos de LED 3705 y dos 3704 LED (37048AS) (ver página 12)

Includes signal bar, in-cab rocker switch panel, and cable  
 Incluye barra de señalización, panel de interruptores basculantes en cabina y cable

Aluminum housing  
 Carcasa de aluminio

#	37038AS	37048AS
C	Amber	Amber
T	29" length	48" length
⊙	15'	15'
V	12-24	12-24
A	0.5	0.8
⊙	SAE J595 Class I	SAE J595 Class I
🕒	3 Year	3 Year

**DIMENSIONS** DIMENSIONES  
 37038AS: 1.4 [36] H x 28.8 [732] W  
 37048AS: 1.9 [48] H x 47.5 [1207] W

Switch Panel  
 2.4 [61] H x 3 [76] W x 2.9 [74] D

### Flash Patterns patrones de destellos

- One lamp sequence then double flash**
  - 1 Wig wag
  - 2 Right sweep - Single lamp L-R sequentially / double flash
  - 3 Left sweep - Single lamp R-L sequentially / double flash
  - 4 Center - Single lamp center out / double flash
- Two lamp sequence then double flash**
  - 5 Wig wag - Single flash
  - 6 Right sweep - Two lamp L-R sequentially / double flash
  - 7 Left sweep - Two lamp R-L sequentially / double flash
  - 8 Center - Two lamp center out / double flash
- Four lamp sequence then double flash**
  - 9 Wig wag
  - 10 Right sweep - Six lamp L-R sequentially / double flash
  - 11 Left sweep - Six lamp R-L sequentially / double flash
  - 12 Center - Six lamp center out / double flash
- Sequence to solid double flash**
  - 13 Wig wag
  - 14 Right sweep - L-R sequentially / solid double flash
  - 15 Left sweep - R-L sequentially / solid double flash
  - 16 Center - Center out / solid double flash
- One lamp sequence then triple flash**
  - 17 Wig wag
  - 18 Right sweep - Single lamp L-R sequentially / triple flash
  - 19 Left sweep - Single lamp R-L sequentially / triple flash
  - 20 Center - Single lamp center out / triple flash
- Sequence on/off**
  - 21 Wig wag - Double flash
  - 22 Right sweep - L-R sequentially / double flash
  - 23 Left sweep - R-L sequentially / double flash
  - 24 Center - Center out / solid
- Sequence (slow) on/off**
  - 25 Wig wag
  - 26 Right sweep (slow) - L-R sequentially / off
  - 27 Left sweep (slow) - R-L sequentially / off
  - 28 Center - Center out / solid
- Solid arrow**
  - 29 Wig wag
  - 30 Right sweep - Right side on/off
  - 31 Left sweep - Left side on/off
  - 32 Center - All lamps on/off

# ASK FOR ECCO GET FREE TRUCKS



## COLLECT THEM ALL

From back left to right: Front loader, cement truck, crane, forklift. From front left to right: Off-highway dump truck, refuse truck, tanker truck, on-highway dump truck. **Terms and conditions apply. Visit [www.eccogroup.com/modeltruck](http://www.eccogroup.com/modeltruck) for details.**

## Get Your Hands on This Set of Limited-Edition Model Vehicles in ECCO's Biggest Ever End-User Promotion

In many ECCO product boxes, you'll find a series of six leaflets that describes ECCO's industry-first products, our social media outlets, or facts about the company. On the back of each leaflet is a 'Claim Your Truck' panel. Collect six leaflets and redeem them for a collectible die-cast model truck, absolutely free! Collect eight sets of leaflets to get the whole fleet of model trucks! Make no mistake, these aren't tiny toy trucks. These adult collectibles are 1:50 and 1:25 scale models, all in distinctive ECCO blue.

PON ATENCIÓN EN ESTE JUEGO DE MODELOS DE VEHÍCULOS EDICIÓN LIMITADA CON LA PROMOCIÓN MÁS GRANDE DE TODOS LOS TIEMPOS DE ECCO. En muchas de las cajas de productos ECCO, encontrarás una serie de seis folletos que describe las principales categorías de productos de ECCO, nuestra plataforma móvil de conocimiento (primera en la industria), nuestras promociones en redes sociales, o información en relación con la compañía. En el reverso de cada folleto hay una tabla con un "Reclama tu Camión". Junta seis folletos y cámbialos por una camioncillo coleccionable, totalmente gratis! Junta ocho juegos de folletos y obtén la flotilla completa de camioncitos! No te equivokes, estos no son camioncitos de juguete. Estos son coleccionables para adultos de modelos a escala 1:50 y 1:25, todos en color azul distintivo de ECCO.



## Worklamp Lumen Ratings

### Raw Lumens

The lumen output of a worklamp measured between 30 and 120 seconds after the light has been activated.

### Effective Lumens

The lumen output of a worklamp after the device has been running steadily for 30 minutes. This measurement allows for thermal and optical losses in light output as the lamp warms to normal operation.

All lumen ratings are measured using an Integrating Sphere and are not based on mathematical calculation.

### CLASIFICACIÓN NOMINAL DE LA POTENCIA LUMÍNICA (EN LÚMENES)

Lúmenes brutos: La potencia lumínica de la lámpara de trabajo medida luego que el dispositivo ha estado funcionando de manera constante durante un lapso entre 30 y 120 segundos después de encenderla. Lúmenes efectivos: La potencia lumínica de la lámpara de trabajo medida luego de que haya estado encendida continuamente durante 30 minutos. Esta medición toma en cuenta las pérdidas térmicas y ópticas en la potencia lumínica luego de que la lámpara haya alcanzado su temperatura normal de operación. Todas las clasificaciones nominales de potencia lumínica se establecen con el uso de una esfera integradora, y no están basadas en cálculos matemáticos.



**FLOOD BEAM** AMPLIA  
A wide, medium range beam ideal for general work area illumination

Un haz ancho de alcance intermedio, ideal para la iluminación general de zonas de trabajo



**SPOT BEAM** PUNTUAL  
A narrowly focused, long range beam ideal for focusing on a specific area

Un haz estrecho de alcance largo, ideal para concentrar la iluminación en una zona específica

For representation only. Actual beam pattern may vary.  
Sólo como ejemplo. El patrón real del haz podría variar.



## Take Control of the Night

Overnight or underground, the patented Equinox™ worklamp is just what you need to flood your work site with light. Don't let its distinctive look overshadow its deliberate design. With features like a moisture-wicking vent, aluminum heatsink housing, and polycarbonate lens, this worklamp is more than just a pretty face. And, if you need an obstruction marker light, activate its Lo-Glo® illuminated logo.

TOMA EL CONTROL DE LA NOCHE. Durante la noche o debajo de la tierra, la patente para luz de trabajo Equinox es justo lo que usted necesita para inundar su área de trabajo con luz. No dejes que su look distintivo eclipse su diseño deliberado. Con características como un sistema de ventilación que absorbe la humedad, carcasa de aluminio con disipador de calor, y lentes de policarbonato, esta lámpara de trabajo es más que una cara bonita. Y si necesitas una luz de obstrucción de marcación activas el Logo iluminado Lo-Glo®.



# worklamps LED lámparas de trabajo LED



## EW2102 Square LED

Eight 3-watt LEDs  
Ocho LEDs de 3 watt

ECCO Lo-Glo® obstruction marker light  
ECCO Lo-Glo® luz indicadora de obstrucción

Moisture-wicking vent  
Humedad de ventilación absorbe

Aluminum heatsink housing and polycarbonate lens  
Caja disipador térmico de aluminio, cristal de policarbonato

UV hardcoat  
UV revestimiento duro

- # EW2102
- V 12-24
- A 2.6
- L 2000 Raw, 1600 Effective
- Flood Amplia
- CE, R10, IP67
- 3 Year

**DIMENSIONS** DIMENSIONES  
4.9 [124] H x 4.3 [110] W x 2.2 [55] D  
5.4 [137] H including bracket



## EW2101 Square LED

Six 3-watt LEDs  
Seis LEDs de 3 watt

Clear and amber illumination available  
Iluminación de luz transparente y ámbar

Aluminum heatsink housing and polycarbonate lens  
Caja disipador térmico de aluminio, cristal de policarbonato



- # EW2101
- V 12-24
- A 1.9
- L 1650 Raw, 1400 Effective
- Flood Amplia
- CE, R10, IP67
- 3 Year

**DIMENSIONS** DIMENSIONES  
4.9 [124] H x 4.3 [110] W x 2.2 [55] D  
5.4 [137] H including bracket



- # EW2101A
- C Amber
- V 12-24
- A 1.8
- Flood Amplia
- CE, R10, IP67
- 3 Year



POP-5

Equinox™ countertop display (includes product & power supply)  
Exhibidor de Equinox™ para mostrador (Incluye producto y fuente de poder)





## Camo Cool

For work or play, whether you're fixing a broken down vehicle on the side of the road, performing night-time maintenance, or enjoying the great outdoors on a hunting or camping trip, ECCO's camo worklamp is cool in any situation. Just try not to lose it!

CAMO FRESCO Para trabajar o jugar, ya sea que esté reparando un vehículo descompuesto al costado de una carretera, haciendo un mantenimiento nocturno o disfrutando del exterior en un viaje de cacería o campamento, la lámpara de trabajo Camo de ECCO es cool en cualquier situación. ¡Sólo procure no perder el control!







# worklamps LED

## lámparas de trabajo LED

### EW2461

#### Square Magnetic LED

Five 3-watt LEDs  
Cinco LEDs de 3 watt

Dual-color models feature double and quad flash warning modes  
Los modelos con color doble cuentan con modos de advertencia con destello doble y cuádruple

Rechargeable lithium battery, estimated run time of 3-4 hours  
Batería de litio recargable, duración de batería es de 3-4 horas

Cigarette socket and North American AC wall charger supplied  
Cuenta con un cargador tipo encendedor y uno de conexión de CA de pared estándar para los EE. UU.



# **EW2461-NA**  
C Clear   
V 12-24  
L 650 Raw, 600 Effective  
Flood  Amplia  
⌚ 1 Year



# **EW2461-CAMO**  
C Clear   
V 12-24  
L 650 Raw, 600 Effective  
Flood  Amplia  
⌚ 1 Year



# **EW2461CA-NA**  
C Clear  / Amber   
V 12-24  
L 650 Raw, 600 Effective (clear)  
Flood  Amplia  
⌚ 1 Year



# **EW2461CR-NA**  
C Clear  / Red   
V 12-24  
L 650 Raw, 600 Effective (clear)  
Flood  Amplia  
⌚ 1 Year

**DIMENSIONS** DIMENSIONES  
7.7 [195] H x 4.5 [115] W x 3.9 [100] D  
9.1 [230] H including handle

**DISCLAIMER:** Product performance and specifications are based upon evaluation of a fully-charged, new battery. It is normal for all batteries to degrade and lose capacity over time.  
**DESCARGO DE RESPONSABILIDAD:** El rendimiento del producto y las especificaciones se basan en la evaluación de una nueva batería completamente cargada. Es normal para todas las baterías a degradan y pierden capacidad con el tiempo.



**worklamps LED**  
lámparas de trabajo LED



**EW2470 Series**  
Square LED

Five 3-watt LEDs  
Cinco LEDs de 3 watt

Aluminum heatsink housing and polycarbonate lens  
Alojamiento disipador de calor, de aluminio y cristal de policarbonato



- # EW2471
- V 12-24
- A 1.2
- L 550 Raw, 500 Effective
- Flood Amplia
- CE, R10, IP67
- 3 Year



- EW2470
- 12-24
- 1.2
- 600 Raw, 550 Effective
- Spot Puntual
- CE, R10, IP67
- 3 Year

**DIMENSIONS** DIMENSIONES  
3.9 [98] H x 3.3 [85] W x 1.6 [42] D  
4.3 [108] H including bracket

**EW2470-CP / EW2471-CP**  
Six-pack countertop display (includes product)  
Exhibición para tablero de seis partes (incluye producto)



**These Lamps Fly off the Shelf – or Counter**

Square, round, oval, packaged in point-of-sale clamshells, and available in a countertop display pack. These lamps look great on display gondolas, counters and most importantly on trucks. What's more, ECCO's EW2400 Series line of worklamps are just as functional as they are good looking.

ESTAS LÁMPARAS VUELAN DE LOS ANAQUELES O MOSTRADORES Redonda, cuadrada, ovalada, empaçadas en estuches abombados y disponibles en un paquete para tablero. Estas lámparas se ven increíbles en exhibidores tipo góndola, mostradores y, más importante, en camiones. Y lo que es más, la línea de lámparas de trabajo de la serie EW2400 de ECCO es tan funcional como atractiva.



# worklamps LED lámparas de trabajo LED

## EW2480 Series

Round LED

Five 3-watt LEDs  
Cinco LEDs de 3 watt

Aluminum heatsink housing and polycarbonate lens  
Alojamiento disipador de calor, de aluminio y cristal de policarbonato



- # **EW2481**
- V 12-24
- A 1.2
- L 600 Raw, 600 Effective
- Flood Amplia
- CE, R10, IP67
- 3 Year



- # **EW2480**
- V 12-24
- A 1.2
- L 550 Raw, 500 Effective
- Spot Puntual
- CE, R10, IP67
- 3 Year

**DIMENSIONS** DIMENSIONES  
3.8 [96] H x 3.3 [85] W x 1.7 [43] D  
4.2 [106] H including bracket



**EW2480-CP / EW2481-CP**  
Six-pack countertop display (includes product)  
Exhibición para tablero de seis partes (incluye producto)

## EW2490 Series

Oval LED

Five 3-watt LEDs  
Cinco LEDs de 3 watt

Aluminum heatsink housing and polycarbonate lens  
Alojamiento disipador de calor, de aluminio y cristal de policarbonato



- # **EW2491**
- V 12-24
- A 1.2
- L 550 Raw, 450 Effective
- Flood Amplia
- CE, R10, IP67
- 3 Year



- # **EW2490**
- V 12-24
- A 1.2
- L 550 Raw, 500 Effective
- Spot Puntual
- CE, R10, IP67
- 3 Year

**DIMENSIONS** DIMENSIONES  
3.1 [79] H x 3.9 [98] W x 1.7 [43] D  
3.5 [89] H including bracket



**EW2490-CP / EW2491-CP**  
Six-pack countertop display (includes product)  
Exhibición para tablero de seis partes (incluye producto)



## worklamps LED

lámparas de trabajo LED



**EW2019-CP**  
Six-pack countertop display (includes 6 pairs of product)  
Exhibición para tablero de seis partes (incluye 6 pares de producto)

## EW2019 Series

Rectangular LED

33 1-watt LEDs  
33 LEDs de 3 watt

Aluminum heatsink housing and polycarbonate lens  
Alojamiento disipador de calor, de aluminio y cristal de policarbonato

- # EW2019
- V 12-24
- A 0.4
- L 600 Raw, 550 Effective
- Flood Amplia
- CE, IP67, RoHS
- 3 Year

**EW2019-P (Pair)**  
Packaged in pairs  
Pares envueltos

**DIMENSIONS** DIMENSIONES  
2 [52] H x 3.7 [93] W x 0.9 [23] D  
2.6 [67] H x 3.7 [93] W including bracket



## Two Heads Are Better than One

They say great things come in pairs, and in this case they're spot on. ECCO's EW2019 worklamps are not only good looking, budget conscious, and ideal for a wide range of vehicles with their slim-line design, but they're also available pre-packaged in pairs. When was the last time you saw just one worklamp on a truck?

DOS CABEZALES SON MEJORES QUE UNO Dicen que las mejores cosas vienen en pares y, en este caso, resulta evidente. Las lámparas de trabajo EW2019 de ECCO no sólo son bonitas, económicas e ideales para una amplia variedad de vehículos con su diseño delgado, sino que están disponibles preempacadas en pares. ¿Cuándo fue la última vez que vio sólo una lámpara de trabajo en un camión?



# worklamps LED

lámparas de trabajo LED

## EW2020 Series

Mini Oval LED

Two 3-watt LEDs  
Dos LEDs de 3 watt

Surface or bracket mount  
Superficie o soporte de montaje

Aluminum heatsink housing and polycarbonate lens  
Alojamiento disipador de calor, de aluminio y cristal de policarbonato

Supplied with four bezels: blue, black, chrome & white  
Se suministra con cuatro biseles: azul, negro, cromo y blanco



- # EW2021
- V 12-24
- A 0.4
- L 300 Raw, 250 Effective
- 🔦 Flood Amplia
- 🕒 3 Year



- EW2020
- 12-24
- 0.4
- 300 Raw, 250 Effective
- 🔦 Spot Puntual
- 🕒 3 Year

**EW2021-P (Pair)**  
Packaged in pairs  
Pares envueltos

**EW2020-P (Pair)**  
Packaged in pairs  
Pares envueltos

**DIMENSIONS** DIMENSIONES  
2 [51] H x 3.1 [79] W x 1.5 [38] D  
2.75 [70] H x 4.87 [124] W including bracket

## EW2304 Series

Mini Square LED

Two 10-watt LEDs  
Dos LEDs de 10 watt

Compact design with improved light output  
Diseño compacto con una mejor salida de luz

Aluminum heatsink housing and toughened glass lens  
Alojamiento disipador de calor, de aluminio, y cristal de vidrio reforzado



- # EW2303
- V 12-24
- A 1.2
- L 1250 Raw, 1150 Effective
- 🔦 Flood Amplia
- 🕒 3 Year



- EW2304
- 12-24
- 1.2
- 1250 Raw, 1150 Effective
- 🔦 Spot Puntual
- 🕒 3 Year

**DIMENSIONS** DIMENSIONES  
3.7 [94] H x 3.8 [97] W x 2.8 [71] D  
3.9 [99] H including bracket



**ACCESSORIES** ACCESORIOS  
ER2020B Blue Bezel azul bisel  
ER2020BLK Black Bezel bisel negro  
ER2020C Chrome Bezel bisel cromado  
ER2020W White Bezel bisel blanco





**worklamps LED**  
lámparas de trabajo LED



**EW2310 Series**  
Square LED

Nine 10-watt LEDs  
Nueve LEDs de 10 watt

High-intensity beam  
Haz de alta intensidad

Heavy duty stainless steel bracket  
Heavy duty soporte de acero inoxidable

Aluminum heatsink housing and polycarbonate lens  
Alojamiento disipador de calor, de aluminio y cristal de policarbonato

		
#	<b>EW2311</b>	<b>EW2310</b>
V	12-24	12-24
A	5.3	5.3
L	4950 Raw, 3600 Effective	5100 Raw, 3600 Effective
	Flood <small>Amplia</small>	Spot <small>Puntual</small>
	IP69K	IP69K
	3 Year	3 Year

**DIMENSIONS** DIMENSIONES  
5.5 [139] H x 5.7 [144] W x 4.6 [117] D  
6.2 [157] H including bracket

**EW2510 Series**  
Square LED

Nine 10-watt LEDs  
Nueve LEDs de 10 watt

High-intensity beam  
Haz de alta intensidad

Vibration dampening bracket  
Soporte amortiguación de vibraciones

Aluminum heatsink housing and polycarbonate lens  
Alojamiento disipador de calor, de aluminio y cristal de policarbonato



		
#	<b>EW2511</b>	<b>EW2510</b>
V	12-24	12-24
A	4.8	4.8
L	5000 Raw, 4500 Effective	5100 Raw, 4500 Effective
	Flood <small>Amplia</small>	Spot <small>Puntual</small>
	2 Year	2 Year

**DIMENSIONS** DIMENSIONES  
6.5 [164] H x 5.3 [134] W x 4.9 [123] D  
Includes bracket



# worklamps LED lámparas de trabajo LED

## EW2300 Series Rectangular LED

Six 10-watt LEDs  
Seis LEDs de 10 watt

High-intensity beam  
Haz de alta intensidad

Aluminum heatsink housing and toughened glass lens  
Alojamiento disipador de calor, de aluminio, y cristal de vidrio reforzado



- # EW2301
- V 12-24
- A 2.7
- L 3000 Raw, 2600 Effective
- ☒ Flood Amplia
- ☑ CE
- 🕒 3 Year



- EW2300
- 12-24
- 2.7
- 3100 Raw, 2700 Effective
- Spot Puntual
- CE
- 3 Year

**DIMENSIONS** DIMENSIONES  
4.2 [107] H x 6.6 [167] W x 2.5 [63] D  
4.9 [125] H including bracket



## EW2330 Series Square LED

Eight 10-watt LEDs  
Ocho LEDs de 10 watt

High-intensity beam  
Haz de alta intensidad

Heavy duty stainless steel bracket  
Heavy duty soporte de acero inoxidable

Aluminum heatsink housing and polycarbonate lens  
Alojamiento disipador de calor, de aluminio y cristal de policarbonato



- # EW2331
- V 12-24
- A 4.8
- L 4850 Raw, 3900 Effective
- ☒ Flood Amplia
- ☑ CE
- 🕒 3 Year



- EW2330
- 12-24
- 4.8
- 4600 Raw, 3950 Effective
- Spot Puntual
- 3 Year

**DIMENSIONS** DIMENSIONES  
4.9 [126] H x 4.9 [126] W x 3.6 [92] D  
5.4 [138] H including bracket





# worklamps LED

lámparas de trabajo LED



Flood

Spot



**E94011**  
Modular Connector  
módulo conectar

Required to connect units together  
necesario conectar para las unidades

## EW2320 Series

### Modular Rectangular LED

Five 10-watt LEDs  
Cinco LEDs de 10 watt

Can be connected vertically or horizontally  
Se puede conectar en posición vertical u horizontal

Aluminum heatsink housing  
Alojamiento disipador de calor, de aluminio

Polycarbonate lens  
Cristal de policarbonato



#	<b>EW2321</b>
V	12-24
A	2.2
L	2400 Raw, 2100 Effective
🔦	Flood Amplia
🛡️	IP67
🕒	3 Year

#	<b>EW2320</b>
V	12-24
A	2.2
L	2400 Raw, 2100 Effective
🔦	Spot Puntual
🛡️	IP67
🕒	3 Year

**DIMENSIONS** DIMENSIONES  
3.0 [77] H x 7 [178] W x 2.5 [63] D  
2.76 [70] D including bracket

## EW2340 Series

### Oval LED

Four 10-watt LEDs  
Cuatro LEDs de 10 watt

Improved light output  
Mejora de la salida de luz

Aluminum heatsink housing  
Alojamiento disipador de calor, de aluminio

Polycarbonate lens  
Cristal de policarbonato



#	<b>EW2341</b>
V	12-24
A	1.9
L	2050 Raw, 1550 Effective
🔦	Flood Amplia
🕒	3 Year

#	<b>EW2340</b>
V	12-24
A	1.9
L	2200 Raw, 1700 Effective
🔦	Spot Puntual
🕒	3 Year

**DIMENSIONS** DIMENSIONES  
3.1 [79] H x 5.3 [135] W x 2.8 [71] D  
5 [127] H including bracket



Flood

Spot





# worklamps LED lámparas de trabajo LED

## EW2450 Series Square LED

Nine 3-watt LEDs  
Nueve LEDs de 3 watt

On/off switch  
Interruptor de encendido/apagado

360° stainless steel rotation axis  
360° eje de rotación de acero inoxidable

Removable handle (reinforced nylon)  
Asa extraíble (nylon reforzado)

Aluminum heatsink housing  
Alojamiento disipador de calor, de aluminio

Polycarbonate lens  
Cristal de policarbonato



# **EW2451**  
VAL 12-24  
2.2  
1300 Raw, 1100 Effective  
Flood *Amplia*  
Permanent  
CE  
3 Year



**EW2451-MG**  
12-24  
2.2  
1300 Raw, 1100 Effective  
Flood *Amplia*  
Magnet  
CE  
3 Year



# **EW2450**  
VAL 12-24  
2.2  
1300 Raw, 1100 Effective  
Spot *Puntual*  
Permanent  
CE  
3 Year



**EW2450-MG**  
12-24  
2.2  
1300 Raw, 1100 Effective  
Spot *Puntual*  
Magnet  
CE  
3 Year

Flood

Spot



Magnet Mount Available      Rotation axis      On/off switch

**DIMENSIONS** DIMENSIONES  
5.2 [131] H x 4.3 [110] W x 3.3 [83] D  
8.1 [205] H including bracket



**worklamps LED**  
lámparas de trabajo LED



## EW2000

### Oval LED Pedestrian Spotlight

Four 3-watt LEDs  
Cuatro LEDs de 3 watt

Blue or red spot projection  
Proyección mancha azul o rojo

Pedestrian warning for material handling applications  
advertencia de peatones para aplicaciones de manejo de materiales

Aluminum heatsink housing  
Alojamiento disipador de calor, de aluminio

Polycarbonate lens  
Cristal de policarbonato

#	<b>EW2000B</b>	<b>EW2000R</b>
V	Blue	Red
A	12-60	12-60
L	0.9	0.9
	Pedestrian Spot <small>Foco azul</small>	Pedestrian Spot <small>Foco rojo</small>
	R10	R10
	3 Year	3 Year

**DIMENSIONS** DIMENSIONES  
3.6 [91] H x 5.6 [143] W x 2.5 [65] D  
4.8 [121] H including bracket



## EW2010

### Round LED Pedestrian Arrow

Three 3-watt LEDs  
Tres LEDs de 3 watt

Blue or red arrow projection  
Flecha proyección azul o rojo


Pedestrian warning for material handling applications  
advertencia de peatones para aplicaciones de manejo de materiales

Aluminum heatsink housing  
Alojamiento disipador de calor, de aluminio

Polycarbonate lens  
Cristal de policarbonato

#	<b>EW2010B</b>	<b>EW2010R</b>
V	Blue	Red
A	12-56	12-56
L	0.6	0.6
	Pedestrian Arrow <small>Peatones flecha</small>	Pedestrian Arrow <small>Peatones flecha</small>
	R10	R10
	3 Year	3 Year

**DIMENSIONS** DIMENSIONES  
4 [102] H x 3.8 [95] W x 3.5 [89] D  
4.8 [121] H including bracket



## Pointing the Way to Safety

Designed to be seen ahead of material handling equipment where blind corners are present, ECCO's EW2010 LED Pedestrian Arrow Spotlights provide visual warning for those walking in the vicinity of mobile equipment. These essential safety devices project a blue or red arrow onto the ground either to the front or rear of the vehicle where warehouse racking can easily conceal forklifts.

SEÑALANDO EL CAMINO HACIA LA SEGURIDAD Diseñadas para ser vistas antes que el equipo que maneja materiales en donde hay esquinas ciegas, las luces de LED con forma de flecha para peatones EW2010 de ECCO emiten una advertencia visual a aquellos que caminan cerca de equipo móvil. Estos dispositivos de seguridad esenciales proyectan una flecha azul o roja sobre el piso, ya sea en la parte frontal o posterior del vehículo en los lugares en donde las estanterías de almacenamiento pueden ocultar fácilmente los montacargas.





## worklamps LED

lámparas de trabajo LED



### E92005

#### Round LED

Nine 3-watt LEDs  
Nueve LEDs de 3 watt

Aluminum heatsink housing  
Alojamiento disipador de calor, de aluminio

Acrylic lens  
Cristal de acrílico

- # E92005
- V 12-24
- A 1.2
- L 1000 Raw, 950 Effective
- Flood Amplia
- CE
- 2 Year

**DIMENSIONS** DIMENSIONES  
4.3 [110] H x 4.3 [110] W x 1.8 [45] D  
5 [128] H including bracket



### E92006

#### Square LED

Nine 3-watt LEDs  
Nueve LEDs de 3 watt

Aluminum heatsink housing  
Alojamiento disipador de calor, de aluminio

Acrylic lens  
Cristal de acrílico

- # E92006
- V 12-24
- A 1.3
- L 1300 Raw, 1200 Effective
- Flood Amplia
- CE
- 2 Year

**DIMENSIONS** DIMENSIONES  
4.3 [110] H x 4.3 [110] W x 1.8 [45] D  
5 [128] H including bracket



# worklamps LED

lámparas de trabajo LED




## E92004

Round LED

Six 3-watt LEDs  
Seis LEDs de 3 watt

Aluminum heatsink housing  
Alojamiento disipador de calor, de aluminio

Acrylic lens  
Cristal de acrílico

- # E92004
- V 12-24
- A 0.6
- L 800 Raw, 700 Effective
-  Flood Amplia
-  CE, R10
-  2 Year

**DIMENSIONS** DIMENSIONES  
4.6 [116] H x 4.6 [116] W x 1.9 [48] D  
5 [128] H including bracket



## E92007

Square LED





Five 3-watt LEDs  
Cinco LEDs de 3 watt

High voltage and magnet option  
De alta tensión y la opción de imán

Aluminum heatsink housing  
Alojamiento disipador de calor, de aluminio

Acrylic lens  
Cristal de acrílico



- |   |                             |                             |                             |
|---|-----------------------------|-----------------------------|-----------------------------|
| #   | <b>E92007</b>               | <b>E92007-HV</b>            | <b>E92007-MG</b>            |
| V   | 12-24                       | 12-80                       | 12-24                       |
| A   | 0.7                         | 0.9                         | 0.7                         |
| L   | 750 Raw, 700 Effective      | 800 Raw, 750 Effective      | 750 Raw, 700 Effective      |
|  | Flood <small>Amplia</small> | Flood <small>Amplia</small> | Flood <small>Amplia</small> |
|  | CE                          | -                           | CE                          |
|  | Permanent                   | Permanent                   | Magnet                      |
|  | 2 Year                      | 2 Year                      | 2 Year                      |

**DIMENSIONS** DIMENSIONES  
4.3 [110] H x 4.3 [110] W x 1.8 [46] D  
5 [128] H including bracket





## worklamps LED

lámparas de trabajo LED



### EW2411

Rectangular LED

Six 3-watt LEDs  
Seis LEDs de 3 watt

Aluminum heatsink housing  
Alojamiento disipador de calor, de aluminio

Polycarbonate lens  
Cristal de policarbonato

- # EW2411
- V 12-24
- A 1.3
- L 1000 Raw, 900 Effective
- Flood Amplia
- IP67, CE, R10
- 3 Year

**DIMENSIONS** DIMENSIONES  
2.4 [62] H x 4.4 [112] W x 2.2 [55] D  
3.5 [88] D including bracket



### EW2421

Square LED

16 3-watt LEDs  
16 LEDs de 3 watt

Aluminum heatsink housing  
Alojamiento disipador de calor, de aluminio

Polycarbonate lens  
Cristal de policarbonato

- # EW2421
- V 12-24
- A 2
- L 2400 Raw, 2200 Effective
- Flood Amplia
- IP67, CE
- 3 Year

**DIMENSIONS** DIMENSIONES  
4.3 [110] H x 4.3 [110] W x 2.8 [72] D  
5.3 [136] D including bracket



## worklamps LED lámparas de trabajo LED




### EW2431

Round LED

14 3-watt LEDs  
14 LEDs de 3 watt

Aluminum heatsink housing  
Alojamiento disipador de calor, de aluminio

Polycarbonate lens  
Cristal de policarbonato

- # EW2431
- V 12-24
- A 3.1
- L 2600 Raw, 2100 Effective
-  Flood Amplia
-  IP67, CE
-  3 Year

**DIMENSIONS** DIMENSIONES  
4.6 [117] H x 4.6 [117] W x 3.0 [76] D  
5.3 [136] D including bracket






### E92013

Round LED

Six 3-watt LEDs  
Seis LEDs de 3 watt

Rubber PAR36 housing  
Alojamiento PAR36 de goma

Polycarbonate lens  
Cristal de policarbonato

- # E92013
- V 12-24
- A 0.9
- L 650 Raw, 600 Effective
-  Flood Amplia
-  CE
-  1 Year

**DIMENSIONS** DIMENSIONES  
5 [126] H x 5 [126] W x 2.9 [74] D  
6.2 [157] H including bracket





**worklamps LED**  
lámparas de trabajo LED






**EW2501**  
Rectangular LED

Five 10-watt LEDs  
Cinco LEDs de 10 watt

High-intensity beam  
Haz de alta intensidad

Aluminum heatsink housing  
Alojamiento disipador de calor, de aluminio

Polycarbonate lens  
Cristal de policarbonato

- # EW2501
- V 12-24
- A 3.0
- L 2900 Raw, 2450 Effective
-  Flood Amplia
-  IP67, CE
-  2 Year

**DIMENSIONS** DIMENSIONES  
3.8 [98] H x 5.7 [145] W x 3.1 [79] D  
5.3 [135] H including bracket






**E92008**  
Square LED

Thirty 1-watt LEDs  
Treinta LEDs de 1 watt

Aluminum heatsink housing  
Alojamiento disipador de calor, de aluminio

Polycarbonate lens  
Cristal de policarbonato

- # E92008
- V 12-24
- A 2.2
- L 2300 Raw, 2100 Effective
-  Flood Amplia
-  CE
-  2 Year

**DIMENSIONS** DIMENSIONES  
4.96 [126] H x 4.96 [126] W x 3.35 [85] D  
7.48 [190] H including bracket





# worklamps LED / halogen

## lámparas de trabajo LED / halógenas

### EW2440

#### Rectangular LED

Six 3-watt LEDs  
Seis LEDs de 3 watt

Aluminum heatsink housing  
Alojamiento disipador de calor, de aluminio

Polycarbonate lens  
Cristal de policarbonato



- # EW2441
- V 12-24
- A 1.2
- L 1100 Raw, 950 Effective
- Flood Amplia
- ⌚ 2 Year

- EW2440
- 12-24
- 1.2
- 1100 Raw, 950 Effective
- Spot Puntual
- ⌚ 2 Year

**DIMENSIONS** DIMENSIONES  
1.9 [47] H x 6.3 [160] W x 2.5 [63] D  
2.8 [71] D including bracket



- # E91001
- V 12
- A 5.1
- L 900 Raw  
900 Effective
- Flood Amplia
- ⌚ 1 Year

**DIMENSIONS** DIMENSIONES  
5 [126] H x 5 [126] W x  
2.9 [74] D  
6.2 [157] H including bracket



- # E91004
- V 12
- A 5.2
- L 800 Raw  
800 Effective
- Flood Amplia
- ⌚ 1 Year

**DIMENSIONS** DIMENSIONES  
3.6 [91] H x 6.1 [155] W  
x 3.9 [99] D  
4.8 [122] H including bracket



- # E91005
- V 12
- A 5.2
- L 1000 Raw  
1000 Effective
- Flood Amplia
- ⌚ 1 Year

**DIMENSIONS** DIMENSIONES  
5.5 [138] H x 5.5 [138] W  
x 3.9 [98] D  
5.8 [148] H including bracket



- # E91099
- V 12
- A 4.9
- L 800 Raw  
800 Effective
- Flood Amplia
- ⌚ 1 Year

**DIMENSIONS** DIMENSIONES  
3.9 [99] H x 3.9 [99] W x 3.1 [78] D  
5.3 [135] H including bracket



- E91102
- 12
- 5.2
- 750 Raw  
700 Effective
- Spot Puntual
- 1 Year



- # E91025
- V 12
- A 5.2
- L 950 Raw  
900 Effective
- Flood Amplia
- ⌚ 1 Year

**DIMENSIONS** DIMENSIONES  
3.3 [83] H x 3.6 [91] W x 3.3 [84] D  
4.4 [112] H including bracket



- E91026
- 12
- 5.2
- 1000 Raw  
950 Effective
- Spot Puntual
- 1 Year



- # E91082
- V 12
- A 4.9
- L 1100 Raw  
1100 Effective
- Flood Amplia
- ⌚ 1 Year

**DIMENSIONS** DIMENSIONES  
3.9 [100] H x 6.6 [167] W x 3.3 [84] D  
5 [127] H including bracket



- E91085
- 12
- 4.9
- 1200 Raw  
1200 Effective
- Spot Puntual
- 1 Year



- # E91088 Twin
- V 12
- A 9.6
- L 1700 Raw  
1700 Effective
- Flood Amplia
- ⌚ 1 Year

**DIMENSIONS** DIMENSIONES  
3.9 [100] H x 6.6 [167] W x 3.3 [84] D  
5 [127] H including bracket



- E91091 Twin
- 12
- 9.8
- 2100 Raw  
2000 Effective
- Spot Puntual
- 1 Year



### Utility: Useful, Functional, Practical

ECCO utility bars redefine usefulness. Choose from several lengths, mounting options, and beam patterns. Whether you're on-site, off-road, or even at the side of the road, these lights will light up the night.

UTILIDAD: ÚTILES, FUNCIONALES, PRÁCTICAS Las barras de uso general de ECCO redefinen la utilidad. Elija entre varias longitudes, opciones de montaje y patrones de haz. Ya sea que esté en el sitio, en terracería o incluso al costado de la carretera, estas luces iluminarán la noche



# utility bars

barras utilitarias

## EW3108

### 8" Single Row Rectangular LED Bar

Six 5-watt LEDs  
Seis LEDs de 5 watt

Tilting pedestal or tilting surface mount options  
Inclinando pedestal o superficie inclinando opciones de montaje

Aluminum heatsink housing  
Alojamiento disipador de calor, de aluminio

Polycarbonate lens  
Cristal de policarbonato



- # EW3108-F
- V 12-24
- A 1.9
- L 1100 Raw, 1000 Effective
- Flood Amplia
- IP67, R10
- 3 Year



- # EW3108-S
- V 12-24
- A 1.9
- L 1150 Raw, 1100 Effective
- Spot Puntual
- IP67, R10
- 3 Year

DIMENSIONS DIMENSIONES  
2 [51] H x 7.6 [193] W x 3.3 [84] D

## EW3208

### 8" Double Row Rectangular LED Bar

Twelve 5-watt LEDs  
Doce LEDs de 5 watt

Tilting pedestal or tilting surface mount options  
Inclinando pedestal o superficie inclinando opciones de montaje

Aluminum heatsink housing  
Alojamiento disipador de calor, de aluminio

Polycarbonate lens  
Cristal de policarbonato



- # EW3208-F
- V 12-24
- A 3.8
- L 2150 Raw, 1950 Effective
- Flood Amplia
- IP67, R10
- 3 Year



- # EW3208-S
- V 12-24
- A 3.8
- L 2450 Raw, 2250 Effective
- Spot Puntual
- IP67, R10
- 3 Year

DIMENSIONS DIMENSIONES  
3 [76] H x 8 [203] W x 4.3 [109] D



## utility bars

barras utilitarias



### EW3114

14" Single Row

Rectangular LED Bar

Twelve 5-watt LEDs  
Doce LEDs de 5 watt

Tilting pedestal or tilting surface mount options  
Inclinando pedestal o superficie inclinando opciones de montaje

Aluminum heatsink housing  
Alojamiento disipador de calor, de aluminio

Polycarbonate lens  
Cristal de policarbonato

**DIMENSIONS** DIMENSIONES  
2 [51] H x 14 [356] W x 3.3 [84] D

# **EW3114**  
V 12-24  
A 5.7  
L 3350 Raw, 2600 Effective  
Flood / Spot Combo Combinación de amplia / puntual  
IP67, R10  
3 Year



### EW3214

14" Double Row

Rectangular LED Bar

Twenty-four 5-watt LEDs  
Veinticuatro LEDs de 5 watt

Tilting pedestal or tilting surface mount options  
Inclinando pedestal o superficie inclinando opciones de montaje

Aluminum heatsink housing  
Alojamiento disipador de calor, de aluminio

Polycarbonate lens  
Cristal de policarbonato

**DIMENSIONS** DIMENSIONES  
3 [76] H x 14.3 [363] W x 4.3 [109] D

# **EW3214**  
V 12-24  
A 9.3  
L 6700 Raw, 4800 Effective  
Flood / Spot Combo Combinación de amplia / puntual  
IP67, R10  
3 Year



# utility bars

barras utilitarias



## EW3124

24" Single Row  
Rectangular LED Bar

Twenty-one 5-watt LEDs  
Veintiún LEDs de 5 watt

Tilting pedestal or tilting surface mount options  
Inclinando pedestal o superficie inclinando opciones de montaje

Aluminum heatsink housing  
Alojamiento disipador de calor, de aluminio  
Polycarbonate lens  
Cristal de policarbonato

- # EW3124
- V 12-24
- A 8.7
- L 5900 Raw, 4400 Effective
- 🔦 Flood / Spot Combo Combinación de amplia / puntual
- 🛡️ IP67, R10
- 🕒 3 Year

**DIMENSIONS** DIMENSIONES  
2 [51] H x 23.5 [597] W x 3.3 [84] D



## EW3225

25" Double Row  
Rectangular LED Bar

Forty-four 5-watt LEDs  
Cuarenta y cuatro LEDs de 5 watt

Tilting pedestal or tilting surface mount options  
Inclinando pedestal o superficie inclinando opciones de montaje

Aluminum heatsink housing  
Alojamiento disipador de calor, de aluminio

Polycarbonate lens  
Cristal de policarbonato

- # EW3225
- V 12-24
- A 17.3
- L 12,300 Raw, 8800 Effective
- 🔦 Flood / Spot Combo Combinación de amplia / puntual
- 🛡️ IP67, R10
- 🕒 3 Year

**DIMENSIONS** DIMENSIONES  
3 [76] H x 25 [635] W x 4.3 [109] D



## utility bars

barras utilitarias



### EW3136

36" Single Row  
Rectangular LED Bar

Thirty-three 5-watt LEDs  
Treinta y tres LEDs de 5 watt

Tilting pedestal or tilting surface mount options  
Inclinando pedestal o superficie inclinando opciones de montaje

Aluminum heatsink housing  
Alojamiento disipador de calor, de aluminio

Polycarbonate lens  
Cristal de policarbonato

**DIMENSIONS** DIMENSIONES  
2 [51] H x 36.3 [922] W x 3.3 [84] D

# EW3136  
V 12-24  
A 13  
L 9250 Raw, 6600 Effective  
Flood / Spot Combo Combinación de amplia / puntual  
IP67, R10  
3 Year



### EW3233

33" Double Row  
Rectangular LED Bar

Sixty 5-watt LEDs  
Sesenta LEDs de 5 watt

Tilting pedestal or tilting surface mount options  
Inclinando pedestal o superficie inclinando opciones de montaje

Aluminum heatsink housing  
Alojamiento disipador de calor, de aluminio

Polycarbonate lens  
Cristal de policarbonato

**DIMENSIONS** DIMENSIONES  
3 [76] H x 33.5 [851] W x 4.3 [109] D

# EW3233  
V 12-24  
A 25  
L 16,800 Raw, 12,000 Effective  
Flood / Spot Combo Combinación de amplia / puntual  
IP67, R10  
3 Year



# utility bars

## barras utilitarias



### EW3149

49" Single Row  
Rectangular LED Bar

Forty-five 5-watt LEDs  
Cuarenta y cinco LEDs de 5 watt

Tilting pedestal or tilting surface mount options  
Inclinando pedestal o superficie inclinando opciones de montaje

Aluminum heatsink housing  
Alojamiento disipador de calor, de aluminio

Polycarbonate lens  
Cristal de policarbonato

**DIMENSIONS** DIMENSIONES  
2 [51] H x 49 [1245] W x 3.3 [84] D

- # EW3149
- V 12-24
- A 18.5
- L 12,600 Raw, 9000 Effective
- Flood / Spot Combo Combinación de amplia / puntual
- IP67, R10
- 3 Year



### EW3242

42" Double Row  
Rectangular LED Bar

Seventy-six 5-watt LEDs  
Setenta y seis LEDs de 5 watt

Tilting pedestal or tilting surface mount options  
Inclinando pedestal o superficie inclinando opciones de montaje

Aluminum heatsink housing  
Alojamiento disipador de calor, de aluminio

Polycarbonate lens  
Cristal de policarbonato

**DIMENSIONS** DIMENSIONES  
3 [76] H x 42 [1067] W x 4.3 [109] D

- # EW3242
- V 12-24
- A 32
- L 21,300 Raw, 15,200 Effective
- Flood / Spot Combo Combinación de amplia / puntual
- IP67, R10
- 3 Year



# utility bars

barras utilitarias



## EW3312

12" Single Row  
Rectangular LED Bar

Six 10-watt LEDs  
Seis LEDs de 10 watt

Tilting pedestal or tilting surface mount options  
Inclinando pedestal o superficie inclinando opciones de montaje

Aluminum heatsink housing  
Alojamiento disipador de calor, de aluminio

Polycarbonate lens  
Cristal de policarbonato

**DIMENSIONS** DIMENSIONES  
3 [76] H x 14 [356] W x 4.3 [109] D



# **EW3312-F**  
12-24  
4.3  
3350 Raw, 2350 Effective  
Flood Amplia  
IP67, R10  
3 Year



# **EW3312-S**  
12-24  
4.3  
2350 Raw, 1900 Effective  
Spot Puntual  
IP67, R10  
3 Year



## Added Power for Added Output

The 10-watt versions of our utility bars offer greater light output per inch from fewer LEDs. Each model features both tilting-surface and pedestal-mounting options, and our three-year warranty.

MÁS POTENCIA PARA UNA MAYOR SALIDA Las versiones de 10 vatios de nuestras barras de uso general ofrecen una mayor salida de luz por pulgada y usan una menor cantidad de LED. Cada modelo cuenta con opciones de montaje tanto en superficie inclinada como en pedestal, y nuestra garantía de tres años.





# utility bars

barras utilitarias



## EW3324

24" Single Row  
Rectangular LED Bar

Twelve 10-watt LEDs  
Doce LEDs de 10 watt

Tilting pedestal or tilting surface mount options  
Inclinando pedestal o superficie inclinando opciones de montaje

Aluminum heatsink housing  
Alojamiento disipador de calor, de aluminio

Polycarbonate lens  
Cristal de policarbonato

**DIMENSIONS** DIMENSIONES  
3 [76] H x 25 [635] W x 4.3 [109] D

- # EW3324
- V 12-24
- A 8.1
- L 8400 Raw, 5400 Effective
- Flood / Spot Combo Combinación de amplia / puntual
- IP67, R10
- 3 Year



## EW3336

36" Single Row  
Rectangular LED Bar

Eighteen 10-watt LEDs  
Dieciocho LEDs de 10 watt

Tilting pedestal or tilting surface mount options  
Inclinando pedestal o superficie inclinando opciones de montaje

Aluminum heatsink housing  
Alojamiento disipador de calor, de aluminio

Polycarbonate lens  
Cristal de policarbonato

**DIMENSIONS** DIMENSIONES  
3 [76] H x 37 [940] W x 4.3 [109] D

- # EW3336
- V 12-24
- A 12
- L 12,600 Raw, 8100 Effective
- Flood / Spot Combo Combinación de amplia / puntual
- IP67, R10
- 3 Year



## Lighten the Load

ECCO's new line of interior lighting includes dome lights, flat panels, self-adhesive LED strips, even modular lights and passive infrared sensors. So lighten up – ECCO has all your toolbox, compartment, cargo area, and cab lighting needs covered.

ALIGERE LA CARGA La nueva línea de iluminación interior de ECCO incluye luces de domo, paneles planos, tiras de LED autoadherentes, incluso luces modulares y sensores infrarrojos pasivos. De modo que ¡aligérese! ECCO tiene cubiertas todas sus necesidades de iluminación para cajas de herramientas, compartimentos, áreas de carga y cabina.



# interior lighting LED

## iluminación interior LED



## EW0100 Series

### LED Strip Lighting

Three 1-watt LEDs per 1.5"/38mm  
Tres LED de 1 vatio por 1.5 pulg./38 mm

Self-adhesive utilizing 3M high-bond tape  
Autoadherente con cinta de alta adherencia 3M

Wire leads at both ends allow multiple units to be connected (excludes EW0118 / 0128)  
Las terminales de cables en ambos extremos permiten que se conecten varias unidades (excepto EW0118/0128)

Spliceable every 3 LEDs  
Puede dividirse cada 3 LED

Available in 16'/5m rolls  
Disponible en rollos 5M

#### ACCESSORIES

EZ0112 Cap & wire for spliced sections  
Tapa y cable para secciones divididas

EZ0120 PIR Motion Sensor - 110° cone, adjustable sensitivity (automatically activates light when human movement is detected)  
Sensor de movimiento PIR; cono de 110° con sensibilidad ajustable (activa la luz automáticamente cuando se detecta el movimiento de una persona)



- # EW0115
- T 9 LED
- V 12
- A 0.2
- L 200 Raw, 200 Effective
- Flood Amplia
- CE, RoHS, IP65
- 3 Year



- # EW0125
- T 9 LED
- V 24
- A 0.1
- L 200 Raw, 200 Effective
- Flood Amplia
- CE, RoHS, IP65
- 3 Year



- # EW0116
- T 18 LED
- V 12
- A 0.4
- L 350 Raw, 350 Effective
- Flood Amplia
- CE, RoHS, IP65
- 3 Year

- # EW0126
- T 18 LED
- V 24
- A 0.2
- L 350 Raw, 350 Effective
- Flood Amplia
- CE, RoHS, IP65
- 3 Year



- # EW0117
- T 36 LED
- V 12
- A 0.7
- L 700 Raw, 700 Effective
- Flood Amplia
- CE, RoHS, IP65
- 3 Year

- # EW0127
- T 36 LED
- V 24
- A 0.4
- L 700 Raw, 700 Effective
- Flood Amplia
- CE, RoHS, IP65
- 3 Year



- # EW0118
- T 5M Roll
- V 12
- A 3.6
- Flood Amplia
- CE, RoHS
- 3 Year



- # EW0128
- T 5M Roll
- V 24
- A 2.6
- Flood Amplia
- CE, RoHS
- 3 Year

See page 139 for merchandizing display.  
Consulte la página 139 para la visualización de merchandising.



# interior lighting LED

## iluminación interior LED



### EW0200 Series

#### LED Interior Lighting

Flush mount (EW0210-221 only)  
Montaje empotrado (EW0210-221 solamente)

Surface mount (EW0200/201 & EW0230-241 only)  
Montaje en la superficie (EW0200/201 y EW0230-241 solamente)

Switched and non-switched options  
Opciones con y sin interruptor

White or chrome bezel options  
Opciones con bisel blanco o cromado

#### DIMENSIONS DIMENSIONES

EW0200: 0.7 [18] D x 5.5 [140] Diameter  
EW0201: 0.7 [18] D x 7.1 [180] Diameter  
EW0210-0221: 0.8 [20] D x 2.8 [71] Diameter  
EW0230-0241: 2.4 [61] H x 4.6 [117] W x 0.7 [18] D

#### ACCESSORIES

EZ0120 PIR Motion Sensor - 110° cone, adjustable sensitivity (automatically activates light when human movement is detected)  
Sensor de movimiento PIR; cono de 110° con sensibilidad ajustable (activa la luz automáticamente cuando se detecta el movimiento de una persona)



# EW0200  
T 72 LED  
V 12-24  
A 0.4  
L 400 Raw, 400 Effective  
Flood Amplia  
CE, RoHS  
3 Year



EW0201  
108 LED  
12-24  
0.5  
750 Raw, 700 Effective  
Flood Amplia  
CE, RoHS  
3 Year



# EW0210  
T 8 LED  
V 12  
A 0.1  
L 100 Raw, 50 Effective  
Spot Puntual  
CE, RoHS  
3 Year



EW0220  
7 LED  
12  
0.1  
50 Raw, 50 Effective  
Spot Puntual  
CE, RoHS  
3 Year



# EW0211  
T 8 LED  
V 12  
A 0.1  
L 100 Raw, 50 Effective  
Spot Puntual  
CE, RoHS  
3 Year



EW0221  
7 LED  
12  
0.1  
50 Raw, 50 Effective  
Spot Puntual  
CE, RoHS  
3 Year



# EW0230  
T 30 LED  
V 12-24  
A 0.2  
L 200 Raw, 200 Effective  
Flood Amplia  
CE, RoHS  
3 Year



EW0240  
30 LED  
12-24  
0.2  
150 Raw, 150 Effective  
Flood Amplia  
CE, RoHS  
3 Year



# EW0231  
T 30 LED  
V 12-24  
A 0.2  
L 200 Raw, 200 Effective  
Flood Amplia  
CE, RoHS  
3 Year



EW0241  
30 LED  
12-24  
0.2  
150 Raw, 150 Effective  
Flood Amplia  
CE, RoHS  
3 Year



# interior lighting LED

## iluminación interior LED




4.5" CLEAR

- # EW0310
- T 4 LED
- V 12-24
- A 0.1
- L 100 Raw, 100 Effective
- Flood Amplia
- CE, RoHS
- 3 Year



4.5" FROST

- EW0311
- 15 LED
- 12
- 0.1
- 100 Raw, 50 Effective
- Flood Amplia
- CE, RoHS
- 3 Year



7" CLEAR

- # EW0320
- T 8 LED
- V 12-24
- A 0.1
- L 200 Raw, 200 Effective
- Flood Amplia
- CE, RoHS
- 3 Year



7" FROST

- EW0321
- 30 LED
- 12
- 0.2
- 150 Raw, 100 Effective
- Flood Amplia
- CE, RoHS
- 3 Year



9.5" CLEAR

- # EW0330
- T 12 LED
- V 12-24
- A 0.2
- L 300 Raw, 300 Effective
- Flood Amplia
- CE, RoHS
- 3 Year



9.5" FROST

- EW0331
- 45 LED
- 12
- 0.2
- 200 Raw, 150 Effective
- Flood Amplia
- CE, RoHS
- 3 Year



12" CLEAR

- # EW0340
- T 16 LED
- V 12-24
- A 0.3
- L 350 Raw, 350 Effective
- Flood Amplia
- CE, RoHS
- 3 Year



12" FROST

- EW0341
- 60 LED
- 12
- 0.3
- 300 Raw, 250 Effective
- Flood Amplia
- CE, RoHS
- 3 Year



14" MODULAR FROST

- # EW0351
- T 16 LED
- V 12
- A 0.5
- L 300 Raw, 250 Effective
- Flood Amplia
- CE, RoHS
- 3 Year



CONNECT  
MULTIPLE UNITS  
TOGETHER



## EW0300 Series

### LED Interior Lighting

Surface mount with concealed fasteners (hardware included) Montaje en la superficie con elementos de sujeción ocultos (se incluyen herrajes)

Aluminum housing with clear or frosted lenses  
Compartimiento de aluminio con lentes transparentes u opacos

Modular design, connect up to four units with integrated bullet connectors (EW0351 only)  
Diseño modular, conecte hasta cuatro unidades con los conectores tipo bala integrados (EW0351 solamente)

#### DIMENSIONS DIMENSIONES

EW0310 / 311: 1.3 [33] H x 4.5 [114] W x 0.5 [13] D  
EW0320 / 321: 1.3 [33] H x 7 [178] W x 0.5 [13] D  
EW0330 / 331: 1.3 [33] H x 9.5 [241] W x 0.5 [13] D  
EW0340 / 341: 1.3 [33] H x 12 [305] W x 0.5 [13] D  
EW0351: 1.3 [33] H x 13.7 [348] W x 0.5 [13] D  
EW0351: 10.9 [277] W excluding endcaps

#### ACCESSORIES

EZ0351 Replacement bullet connectors (for use with EW0351 only, max four)  
Conectores tipo bala de repuesto (para usarlos con EW0351 solamente, máximo de cuatro)

EZ0120 PIR Motion Sensor - 110° cone, adjustable sensitivity (automatically activates light when human movement is detected)  
Sensor de movimiento PIR; cono de 110° con sensibilidad ajustable (activa la luz automáticamente cuando se detecta el movimiento de una persona)





# interior lighting LED

iluminación interior LED



## EW0400 Series

### LED Interior Lighting

Surface mount (hardware included)  
Montaje en la superficie (se incluyen herrajes)

Rugged, heavy-duty design  
Diseño robusto de alta resistencia

Aluminum housing with frosted lens  
Diseño robusto de alta resistencia

On/off and door switch feature (EW0410/411/412 only)  
Funcionalidad de interruptor de encendido/apagado y puerta (EW0410/411/412 solamente)

**DIMENSIONS** DIMENSIONES  
EW0400 / 410: 2 [51] H x 5.4 [137] W x 0.5 [13] D  
EW0401 / 411: 2 [51] H x 11.8 [300] W x 0.5 [13] D  
EW0402 / 412: 2 [51] H x 17.7 [450] W x 0.5 [13] D

#### ACCESSORIES

EZ0120 PIR Motion Sensor - 110° cone, adjustable sensitivity (automatically activates light when human movement is detected)  
Sensor de movimiento PIR; cono de 110° con sensibilidad ajustable (activa la luz automáticamente cuando se detecta el movimiento de una persona)



See page 139 for merchandizing display.  
Consulte la página 139 para la visualización de merchandising.

**5.5"**

# **EW0400**  
**T** 10 LED  
**V** 12-24  
**A** 0.4  
**L** 200 Raw, 200 Effective  
 Flood Amplia  
 CE, R10, RoHS, IP64  
 3 Year

**SWITCHED**

# **EW0410**  
**T** 10 LED  
**V** 12-24  
**A** 0.4  
**L** 200 Raw, 200 Effective  
 Flood Amplia  
 CE, R10, RoHS, IP64  
 3 Year

**12"**

# **EW0401**  
**T** 22 LED  
**V** 12-24  
**A** 0.7  
**L** 450 Raw, 450 Effective  
 Flood Amplia  
 CE, R10, RoHS, IP64  
 3 Year

**SWITCHED**

# **EW0411**  
**T** 22 LED  
**V** 12-24  
**A** 0.7  
**L** 450 Raw, 450 Effective  
 Flood Amplia  
 CE, R10, RoHS, IP64  
 3 Year

**18"**

# **EW0402**  
**T** 32 LED  
**V** 12-24  
**A** 1.2  
**L** 650 Raw, 600 Effective  
 Flood Amplia  
 CE, R10, RoHS, IP64  
 3 Year

**SWITCHED**


# **EW0412**  
**T** 32 LED  
**V** 12-24  
**A** 1.2  
**L** 650 Raw, 600 Effective  
 Flood Amplia  
 CE, R10, RoHS, IP64  
 3 Year






# interior lighting LED



## iluminación interior LED







**7"** 


# **EW0500**  
**T** 42 LED  
**V** 12-24  
**A** 0.5  
**L** 250 Raw, 200 Effective  
 Flood *Amplia*  
 CE, R10, RoHS  
 3 Year



**18"** 

# **EW0502**  
**T** 138 LED  
**V** 12-24  
**A** 0.9  
**L** 400 Raw, 350 Effective  
 Flood *Amplia*  
 CE, R10, RoHS  
**3 Year**

**7"** 

# **EW0501**  
**T** 42 LED  
**V** 12-24  
**A** 0.5  
**L** 350 Raw, 350 Effective  
 Flood *Amplia*  
 CE, R10, RoHS  
 3 Year

**15"** 

# **EW0503**  
**T** 108 LED  
**V** 12-24  
**A** 0.8  
**L** 600 Raw, 550 Effective  
 Flood *Amplia*  
 CE, R10, RoHS  
**3 Year**

## EW0500 Series

### LED Interior Lighting

Flat-panel light with switch  
 Luz en panel plano con interruptor

Surface mount with concealed fasteners (hardware included)  
 Montaje en la superficie con elementos de sujeción ocultos (se incluyen herrajes)

Aluminum housing with frosted lens  
 Compartimiento de aluminio con lentes opacas

**DIMENSIONS** DIMENSIONES  
 EW0500: 3.5 [89] H x 7 [178] W x 0.5 [13] D  
 EW0501: 5.7 [145] H x 7 [178] W x 0.5 [13] D  
 EW0502: 3.5 [89] H x 18.3 [465] W x 0.5 [13] D  
 EW0503: 5.7 [145] H x 14.8 [376] W x 0.5 [13] D

#### ACCESSORIES

EZ0120 PIR Motion Sensor - 110° cone, adjustable sensitivity (automatically activates light when human movement is detected)  
 Sensor de movimiento PIR; cono de 110° con sensibilidad ajustable (activa la luz automáticamente cuando se detecta el movimiento de una persona)



See page 139 for merchandizing display.  
 Consulte la página 139 para la visualización de merchandising.



# interior lighting LED

## iluminación interior LED



### EW0600 Series

#### LED Interior Lighting

High-output switched light ideal for large spaces  
La luz de salida potente con interruptor ideal para espacios grandes

Surface mount with concealed fasteners (hardware included)  
Montaje en la superficie con elementos de sujeción ocultos (se incluyen herrajes)

Aluminum housing  
Compartimiento de aluminio

#### DIMENSIONS DIMENSIONES

EW0600: 4 [102] H x 18 [460] W x 1.1 [28] D  
EW0601: 4 [102] H x 25 [635] W x 1.1 [28] D  
EW0602: 4 [102] H x 33 [860] W x 1.1 [28] D

#### ACCESSORIES

EZ0120 PIR Motion Sensor - 110° cone, adjustable sensitivity (automatically activates light when human movement is detected)  
Sensor de movimiento PIR; cono de 110° con sensibilidad ajustable (activa la luz automáticamente cuando se detecta el movimiento de una persona)



See page 139 for merchandizing display.  
Consulte la página 139 para la visualización de merchandising.



- # EW0600
- T 96 LED
- V 12-24
- A 1.7
- L 2000 Raw, 1900 Effective
- Flood Amplia
- CE, RoHS
- 3 Year



- # EW0601
- T 144 LED
- V 12-24
- A 2.7
- L 3700 Raw, 3600 Effective
- Flood Amplia
- CE, RoHS
- 3 Year



- # EW0602
- T 192 LED
- V 12-24
- A 3.6
- L 4900 Raw, 4800 Effective
- Flood Amplia
- CE, RoHS
- 3 Year








# interior lighting LED

## iluminación interior LED






13"



- # EW0700
- T 6 LED
- V 12-24
- A 0.5
- L 400 Raw, 350 Effective
-  Flood Amplia
-  CE, RoHS
-  3 Year

22"



- # EW0701
- T 12 LED
- V 12-24
- A 0.9
- L 1250 Raw, 1200 Effective
-  Flood Amplia
-  CE, RoHS
-  3 Year

## EW0700 Series

### LED Interior Lighting

Heavy-duty switched cargo / work area light  
Luz de trabajo pesado con interruptor para área de carga/trabajo

Pivot-mounting foot provides adjustable lighting angles  
El pie de montaje con pivote cuenta con ángulos ajustables de iluminación

Surface mount (hardware included)  
Montaje en la superficie (se incluyen herrajes)

Aluminum housing  
Compartimiento de aluminio

**DIMENSIONS** DIMENSIONES  
EW0700: 1.8 [46] H x 13 [330] W x 2 [51] D  
EW0701: 1.8 [46] H x 21.5 [546] W x 2 [51] D

#### ACCESSORIES

EZ0120 PIR Motion Sensor - 110° cone, adjustable sensitivity (automatically activates light when human movement is detected)  
Sensor de movimiento PIR; cono de 110° con sensibilidad ajustable (activa la luz automáticamente cuando se detecta el movimiento de una persona)



See page 139 for merchandizing display.  
Consulte la página 139 para la visualización de merchandising.



# We've got your back



**Need to find an alarm? There's an app for that.**

Scan the QR Code to learn how or search ECCO Mobile in your app store  
¿Necesita encontrar una alarma? Tenemos una aplicación justo para eso. Digitalice el código QR para buscar la aplicación ECCO Mobile en la tienda de aplicaciones

## Smarter Alarm Selection

The ECCO Mobile App makes back-up alarm selection quick and simple. Activate the app at your work site to measure ambient noise with our built-in decibel meter. The app generates a list of alarms suited to your unique needs. Browse product information, listen to sound samples, and locate an ECCO dealer all from your mobile device.

SELECCIÓN INTELIGENTE DE ALARMAS. La Aplicación Móvil de ECCO, hace la selección de alarmas de retroceso rápida y simple. Activa la app en el sitio de trabajo para medir el ruido ambiental con el decibelímetro integrado. La app genera una lista de alarmas específica para tus necesidades. Explora la información del producto, escucha las muestras de sonido y localiza un distribuidor de ECCO, todo desde tu aparato móvil.



Android

## BACK-UP ALARM SELECTION WHAT ARE THE OPTIONS?

**There are several decisions to be made when selecting a back-up alarm.**

First, you have the choice between a tonal alarm and a multi-frequency alarm. Industry experts have suggested either can provide an effective warning, and each has its merits as described below.

Second, you must choose an alarm with the appropriate sound pressure level (SPL). OSHA requires a reverse alarm to be audible above the surrounding noise level. If you know the ambient noise level and it remains reasonably constant, then the appropriate fixed dB alarm can be selected, whether tonal or multi-frequency.

The key is complying with the requirements of OSHA while selecting the lowest SPL alarm possible so as not to create a noise nuisance. Fortunately, ECCO pioneered another solution — the Smart Alarm®, available in either tonal or multi-frequency. Smart Alarms monitor ambient noise and automatically adjust their output to 5dB above that, satisfying OSHA's requirements. Smart Alarms are the perfect solution for worksites with inconsistent noise or varying noise levels.

SELECCIÓN DE ALARMA DE RETROCESO ¿CUÁLES SON LAS OPCIONES? Es necesario tomar varias decisiones cuando se selecciona una alarma de retroceso. Primero, debe elegir entre una alarma tonal y una alarma con frecuencia múltiple. Los expertos de la industria han sugerido que cualquiera de las dos puede emitir una advertencia efectiva, y cada una tiene sus ventajas, tal como se describe a continuación. En segundo lugar, debe elegir una alarma con el nivel apropiado de presión sonora (SPL, por su sigla en inglés). OSHA requiere que una alarma de reversa sea audible por arriba del nivel de ruido ambiental. Si conoce el nivel de ruido ambiental y este permanece razonablemente constante, entonces puede seleccionarse la alarma apropiada con los decibelios fijos, ya sea tonal o con frecuencia múltiple.

## TONAL VS MULTI-FREQUENCY

**So what's the difference?**

Tonal alarms emit sound at a single, predominant frequency resulting in the familiar “beep-beep” warning signal that we’ve all grown accustomed to. Conversely, multi-frequency alarms emit sound at multiple frequencies within a narrow band resulting in a “shhh-shhh” warning sound. There is no scientific evidence to prove either sound is more effective than the other in a reversing vehicle application. However, there are several points of view that should be considered when deciding which option is best for you.

¿CUÁL ES LA DIFERENCIA? Las alarmas tonales emiten sonido en una sola frecuencia predominante, lo que produce la conocida señal de advertencia de “bip-bip” a la que todos estamos acostumbrados. Por el contrario, las alarmas con frecuencia múltiple emiten sonido en varias frecuencias en una banda pequeña, lo que produce un sonido de advertencia tipo “shh-shh”. No hay evidencia científica para demostrar si alguno de los sonidos es más eficaz que el otro para indicar que un vehículo viene en reversa. Sin embargo, hay varios puntos de vista que deben considerarse al momento de decidir qué opción es mejor para usted.

**BEEP**  
TONAL

The beep-beep sound is a familiar signal that is readily understood as a danger signal.

El sonido de bip-bip es una señal conocida que es comprendida de inmediato como una señal de peligro.

The sound is more piercing and therefore less likely to be masked by ambient noise such as vehicle engines.

El sonido es más penetrante y, por lo tanto, menos probable de confundirse con ruidos ambientales como los motores de los vehículos.

**SHHH**  
MULTI-FREQUENCY

Shhh-shhh is a newer sound that has been introduced as a warning signal.

El tipo shh-shh es un sonido más nuevo que se ha introducido como señal de advertencia.

The sound is perceived to be more directional.

El sonido se percibe como algo más dirigido.

The sound is perceived to dissipate more quickly outside the danger zone behind the vehicle.

Se percibe que el sonido se disipa más rápidamente fuera de la zona de peligro detrás del vehículo.



### WANT MORE INFORMATION?

Download the Noise Pollution Solution brochure by scanning with any QR code reader app, or call ECCO Inside Sales

Descargue el folleto sobre solución de la contaminación por ruido escaneando con cualquier aplicación para leer códigos QR o llame a Ventas Internas de ECCO.

Brochure



# back-up alarms

alarmas de retroceso



## SMART ALARM®

LISTENS ADJUSTS REACTS



**Listens**  
0.4 Seconds



**Sounds**  
0.5 Seconds



**Shuts Down**  
0.1 Seconds

**Cycle Repeats**

Smart Alarms self-adjust to their environment as they constantly measure ambient noise and adjust their sound level to 5 dB(A) above, creating a volume that is safe without being annoying or contributing to noise pollution. Pure Tone models feature the familiar beep-beep sound of a conventional back-up alarm while Multi-Frequency versions provide a solution to potential noise pollution created by conventional back-up alarms in confined or densely populated work areas. Multi-Frequency alarms maintain a safe warning signal for those in the danger zone of backing vehicles while minimizing disturbance to work-site neighbors by using a range of sound frequencies within a narrow band to emit a warning signal that is more directional and perceived to dissipate quicker than that of a Pure Tone alarm.

Las Smart Alarms, se autoajustan a su ambiente ya que constantemente miden el ruido del entorno y ajustan su nivel de sonido 5 dB por arriba, creando un volumen que es prudente sin ser molesto o que contribuya a la contaminación por ruido. Los modelos de Tono Puro, se caracterizan por el típico beep-beep de una alarma de retroceso convencional mientras que las versiones Multi-Frecuencia dan una solución a la potencial contaminación por ruido creada por las alarmas convencionales en áreas de trabajo confinadas o densamente pobladas. Las alarmas Multi-Frecuencia, mantienen una señal de advertencia segura para aquellos que estén en la zona de peligro de las partes traseras de los vehículos, al tiempo que minimizan las molestias en los sitios de trabajo vecinos usando un rango de frecuencias de sonido dentro de una banda muy reducida para emitir una señal de advertencia que es más direccional y perceptible para disiparse más rápidamente que las alarmas de tono puro.



# back-up alarms alarmas de retroceso

## Smart Alarms



# SA950  
V 12-24  
dB(A) 82-102  
A 0.4  
X 2 Bolt  
CE, R10, UL, IP65  
2 Year



SA951  
12-48  
77-97  
0.2  
2 Bolt  
CE, R10, UL  
2 Year



SA955  
12-24  
82-102  
0.4  
Grommet  
CE, R10  
2 Year



EA9070 **MULTI**  
FREQUENCY  
SHORT RANGE SOUND  
12-24  
87-107  
0.9  
2 Bolt  
SAE J994 Type F, CE, R10, IP66  
ECCOLIFE™



# SA940  
V 12-24  
dB(A) 87-112  
A 0.6  
X Grommet  
CE, R10  
ECCOLIFE™



SA901N  
12-24  
82-107  
0.3  
2 Bolt  
CE, R10, UL, IP64  
ECCOLIFE™



SA931N  
12-48  
82-102  
0.2  
2 Bolt  
CE, R10, UL, IP64  
ECCOLIFE™



EA9724 **MULTI**  
FREQUENCY  
SHORT RANGE SOUND  
12-24  
77-97  
0.7  
2 Bolt  
SAE J994 Type F, CE, R10, IP64  
ECCOLIFE™



# SA980N  
V 36-80  
dB(A) 82-102  
A 0.2  
X 2 Bolt  
CE, R10, UL, IP64  
ECCOLIFE™



SA917N  
12-24  
87-112  
1.5  
2 Bolt  
SAE J994 Type F, CE, R10  
ECCOLIFE™



SA914N  
12-24  
87-112  
1.5  
2 Bolt  
SAE J994 Type F, CE, R10  
ECCOLIFE™



EA9780 **MULTI**  
FREQUENCY  
SHORT RANGE SOUND  
36-80  
77-97  
0.8  
2 Bolt  
SAE J994 Type F, CE, R10  
ECCOLIFE™



# SA920  
V 12-24  
dB(A) 97-112  
A 0.6  
X 2 Bolt  
CE, R10, IP66  
2 Year



SA115  
12-24  
95-115  
1.2  
2 Bolt  
SAE J994 Type F, CE, R10, IP66  
ECCOLIFE™



SA907N  
12-24  
82-107  
0.5  
2 Bolt  
CE, UL, R10, IP64  
ECCOLIFE™



Android



Apple

Want to hear the multi-frequency sound?  
Download the app.  
¿Quieres escuchar el sonido de multifrecuencia?  
Descarga la aplicación.



**back-up alarms**  
alarmas de retroceso



**MULTI**  
**FREQUENCY™**  
SHORT RANGE SOUND



## Be a Better Neighbor

Commercial vehicle noise pollution is a growing problem, especially in residential areas and densely-populated or confined locations. ECCO's multi-frequency alarms use a range of sound frequencies within a narrow band to emit a warning signal that is perceived to be more directional and to dissipate quicker than a tonal alarm. Keep the peace while complying with OSHA safety standards.

SEA UN MEJOR VECINO La contaminación por ruido causada por los vehículos comerciales es un problema cada vez mayor, especialmente en áreas residenciales y en lugares confinados o densamente poblados. Las alarmas de frecuencia múltiple de ECCO usan una variedad de frecuencias de sonido dentro de una banda pequeña para emitir una señal de advertencia que se percibe de una forma más dirigida y se disipa más rápidamente que una alarma tonal. Quédate tranquilo de que está cumpliendo con los estándares de seguridad de OSHA.



# back-up alarms

## alarmas de retroceso

### Multi-Frequency Alarms

Emits sound at multiple frequencies attenuated above 4000Hz  
Emite sonido a múltiples frecuencias atenuada arriba 4000Hz

Compact design and universal mounting maximizes location options  
Diseño compacto y montaje universal, que maximiza las opciones de instalación

Encapsulated electronics extend product life  
Encapsulamiento de los componentes electrónicos, que prolonga la vida del producto

#### DIMENSIONS DIMENSIONES

3.2 [82] H x 7.2 [183] W x 4 [102] D (EA7020/7070)  
3.1 [78] H x 5.0 [127] W x 2.7 [68] D (EA6100/6110)  
2.8 [72] H x 4.0 [102] W x 1.6 [41] D (EA5050/5200/5820/5920)



# **EA5050**  
V 12-24  
dB(A) 87  
A 0.34  
X 2 Bolt  
⊗ SAE J994 Type D  
CE, R10, AMECA  
⌚ 2 Year



# **EA5200**  
V 12-24  
dB(A) 97  
A 1.0  
X 2 Bolt  
⊗ SAE J994 Type C  
CE, R10, AMECA  
⌚ 2 Year



# **EA5820**  
V 12-24  
dB(A) 82  
A 0.2  
X 2 Bolt  
⊗ SAE J994 Type F  
CE, R10  
⌚ 2 Year




# **EA5920**  
V 12-24  
dB(A) 92  
A 0.5  
X 2 Bolt  
⊗ SAE J994 Type F  
CE, R10  
⌚ 2 Year




# **EA6100**  
V 12-24  
dB(A) 97  
A 0.7  
X 2 Bolt  
⊗ SAE J994 Type C  
CE, R10  
⌚ ECCOLIFE™



# **EA9724** **SMART ALARM**   
V 12-24  
dB(A) 77-97  
A 0.7  
X 2 Bolt  
⊗ SAE J994 Type F,  
CE, R10  
⌚ ECCOLIFE™



# **EA9780** **SMART ALARM**   
V 36-80  
dB(A) 77-97  
A 0.8  
X 2 Bolt  
⊗ SAE J994 Type F,  
CE, R10  
⌚ ECCOLIFE™




# **EA7070**  
V 12-24  
dB(A) 107  
A 0.8  
X 2 Bolt  
⊗ SAE J994 Type B  
CE, R10, AMECA, IP66  
⌚ ECCOLIFE™



# **EA7020**  
V 12-24  
dB(A) 102  
A 0.6  
X 2 Bolt  
⊗ SAE J994 Type F  
CE, R10, AMECA, IP66  
⌚ ECCOLIFE™



# **EA9070** **SMART ALARM**   
V 12-24  
dB(A) 87-107  
A 0.9  
X 2 Bolt  
⊗ SAE J994 Type F,  
CE, R10, IP66  
⌚ ECCOLIFE™

To listen to a sound sample, download the ECCO Mobile App (see page 104)  
Para escuchar una muestra de sonido descargar el ECCO Mobile App (vea la página 104)



# back-up alarms

## alarmas de retroceso



Compact design and universal mounting maximizes location options  
Diseño compacto y montaje universal, que maximiza las opciones de instalación

Stud terminal connection (575 = leadwire)  
Conexión para terminales de espárragos (575 = alambre plomo)

Self-grounding (except 575)  
Conexión a tierra sin accesorios (excepto 575)

Encapsulated electronics extend product life  
Encapsulamiento de los componentes electrónicos, que prolonga la vida del producto

\*SRC – Self Resonating Circuitry monitors the frequency of the alarm’s sound output on each cycle and adjusts to the optimum frequency for prevailing conditions. This feature maintains the most effective warning signal possible for the life of the alarm by compensating for speaker aging, temperature and humidity variations, as well as the effect of dust and moisture deposits.

\*SRC- El Circuito de Auto Resonancia (CAR), mide la frecuencia de la potencia del sonido de las alarmas en cada ciclo y ajusta a la frecuencia óptima a las condiciones que prevalezcan. Esta característica mantiene la más efectiva señal de advertencia posible durante la vida de la alarma compensando el desgaste de la bocina y las variaciones de temperatura y humedad, así como el efecto de depósitos de polvo y humedad.

**DIMENSIONS** DIMENSIONES  
2.8 [71] H x 4 [102] W x 1.6 [41] D

## 500 Series



# **SA950**  
V 12-24  
dB(A) 82-102  
A 0.4  
X 2 Bolt  
CE, R10, UL, IP65  
2 Year

# **505**  
T SRC\*  
V 12-24  
dB(A) 87  
A 0.1  
X 2 Bolt  
SAE J994 Type D  
CE, R10, UL, AMECA, IP65  
2 Year

# **520**  
T SRC\*  
V 12-24  
dB(A) 97  
A 0.2  
X 2 Bolt  
SAE J994 Type C  
CE, R10, UL, AMECA, IP65  
2 Year

# **585**  
T SRC\*  
V 12-48  
dB(A) 97  
A 0.1  
X 2 Bolt  
SAE J994 Type C  
CE, R10, UL, AMECA  
2 Year

# **575**  
V 12-24  
dB(A) 107  
A 0.9  
X 2 Bolt  
SAE J994 Type B  
CE, R10, UL  
2 Year



# **SA951**  
V 12-48  
dB(A) 77-97  
A 0.2  
X 2 Bolt  
CE, R10, UL  
2 Year

# **510**  
T SRC\*  
V 12  
dB(A) 97  
A 0.2  
X 2 Bolt  
SAE J994 Type C  
CE, R10, UL, AMECA, IP65  
2 Year

# **530**  
T SRC\*  
V 12-24  
dB(A) 102  
A 1.0  
X 2 Bolt  
SAE J994 Type F  
CE, R10, UL, IP65  
2 Year

# **580**  
T SRC\*  
V 12-80  
dB(A) 87  
A 0.1  
X 2 Bolt  
SAE J994 Type D  
CE, R10, UL, AMECA  
2 Year





# back-up alarms

## alarmas de retroceso

### 40 Series

Grommet Mount

Directs warning to rear of vehicle  
Dirige la advertencia hacia la parte trasera del vehículo

Fits standard 4.5" rear lighting grommet  
Compatible con anillos traseros de montaje, de 4,5"

Encapsulated electronics extend product life  
Encapsulamiento de los componentes electrónicos, que prolonga la vida del producto



#	<b>SA955</b>	<b>415</b>	<b>435</b>
V	12-24	12-24	12-24
dB(A)	82-102	97	102
A	0.4	0.2	0.3
X	Grommet	Grommet	Grommet
⊗	CE, R10	SAE J994 Type C, CE, R10	SAE J994 Type F, CE, R10
⌚	2 Year	2 Year	2 Year

**DIMENSIONS** DIMENSIONES  
4.1 [104] Diameter x 1.7 [43] D

### 200 Series

Compact profile  
Perfil compacto

Stud terminal connection  
Conexión para terminales de espárragos

Encapsulated electronics extend product life  
Encapsulamiento de los componentes electrónicos, que prolonga la vida del producto



#	<b>210</b>
V	12
dB(A)	97
A	0.1
X	2 Bolt
⊗	SAE J994 Type C
⌚	2 Year

**DIMENSIONS** DIMENSIONES  
4.5 [114] H x 4.5 [114] W x 1.3 [33] D



**back-up alarms**  
alarmas de retroceso



**400 Series**  
Grommet Mount

Reverse mounted speaker protects against dust, moisture and vibration  
Altavoz de montaje inverso, para protegerlo del polvo, la humedad y las vibraciones

Directs warning to rear of vehicle  
Dirige la advertencia hacia la parte trasera del vehículo

Fits standard 4.5" rear lighting grommet  
Compatible con anillos traseros de montaje, de 4,5"

Encapsulated electronics extend product life  
Encapsulamiento de los componentes electrónicos, que prolonga la vida del producto

Life of the vehicle warranty  
Garantía por toda la vida del vehículo



#	<b>SA940</b>	<b>410</b>	<b>450</b>
V	12-24	12-36	12-36
dB(A)	87-112	97	112
A	0.6	0.1	0.4
X	Grommet	Grommet	Grommet
⊙	-	SAE J994 Type C, CE, R10	SAE J994 Type A, CE, R10
Ⓢ	CE, R10 ECCOLIFE™	CE, R10 ECCOLIFE™	CE, R10 ECCOLIFE™

**DIMENSIONS** DIMENSIONES  
4.4 [111] Diameter x 2.8 [71] D

**600 Series**

Reverse mounted speaker protects against dust, moisture and vibration  
Altavoz de montaje inverso, para protegerlo del polvo, la humedad y las vibraciones

Designed for demanding applications  
Diseñado para aplicaciones exigentes

Encapsulated electronics extend product life  
Encapsulamiento de los componentes electrónicos, que prolonga la vida del producto

Life of the vehicle warranty  
Garantía por toda la vida del vehículo



#	<b>SA901N</b>	<b>SA931N</b>	<b>SA980N</b>
V	12-24	12-48	36-80
dB(A)	82-107	82-102	82-102
A	0.3	0.2	0.2
X	2 Bolt	2 Bolt	2 Bolt
⊙	CE, R10, UL, IP64	CE, R10, UL, IP64	CE, R10, UL, IP64
Ⓢ	CE, R10, UL, IP64 ECCOLIFE™	CE, R10, UL, IP64 ECCOLIFE™	CE, R10, UL, IP64 ECCOLIFE™

#	<b>610N</b>	<b>630N</b>
V	12-36	12-36
dB(A)	97	107
A	0.4	1.2
X	2 Bolt	2 Bolt
⊙	SAE J994 Type C, CE, R10, UL, AMECA	SAE J994 Type B, CE, R10, UL, AMECA
Ⓢ	CE, R10, UL, AMECA ECCOLIFE™	CE, R10, UL, AMECA ECCOLIFE™

**DIMENSIONS** DIMEN-  
SIONES  
3.1 [78] H x 5.0 [127] W





# back-up alarms alarmas de retroceso

## 800 Series

Reverse mounted speaker protects against dust, moisture and vibration  
Altavoz de montaje inverso, para protegerlo del polvo, la humedad y las vibraciones

Designed for demanding applications  
Diseñado para aplicaciones exigentes

Encapsulated electronics extend product life  
Encapsulamiento de los componentes electrónicos, que prolonga la vida del producto

Life of the vehicle warranty  
Garantía por toda la vida del vehículo



**SMART ALARM**  
WITH ADAPTS HEALTH

# SA907N  
V 12-24  
dB(A) 82-107  
A 0.5  
X 2 Bolt  
CE, R10, UL, IP64  
ECCOLIFE™

**SMART ALARM**  
WITH ADAPTS HEALTH

SA917N  
12-24  
87-112  
1.5  
2 Bolt  
SAE J994 Type F, CE, R10  
ECCOLIFE™

820N  
12-36  
87/107 Switchable  
1.2  
2 Bolt  
CE, R10, UL  
ECCOLIFE™

# 830N  
V 12-36  
dB(A) 107  
A 1.1  
X 2 Bolt  
SAE J994 Type B, CE, R10, AMECA  
ECCOLIFE™

840N  
12-36  
97/112 Switchable  
1.4  
2 Bolt  
CE, R10, IP65  
ECCOLIFE™

850N  
12-36  
112  
1.3  
2 Bolt  
SAE J994 Type A, CE, R10, UL, AMECA  
ECCOLIFE™

**DIMENSIONS** DIMENSIONES  
4.2 [105] H x 5.7 [146] W x 3.1 [79] D

As above, plus bracket including popular OEM mounting pattern  
Como se indicó anteriormente, y adicionalmente un soporte de patrón común de montaje de los fabricantes OEM



**SMART ALARM**  
WITH ADAPTS HEALTH

# SA914N  
V 12-24  
dB(A) 87-112  
A 1.5  
X 2 Bolt  
SAE J994 Type F, CE, R10  
ECCOLIFE™

872N  
12-36  
97/112 Switchable  
1.4  
2 Bolt  
CE, R10  
ECCOLIFE™

876N  
12-36  
112  
1.3  
2 Bolt  
SAE J994 Type A, CE, R10, UL, AMECA  
ECCOLIFE™

**DIMENSIONS** DIMENSIONES  
4.2 [105] H x 7.1 [180] W x 3.1 [78] D



**back-up alarms**  
alarmas de retroceso



## 700 Series

OEM popular design

Diseño usado ampliamente por los fabricantes OEM

SA920 includes protective grille

El modelo SA920 incluye una rejilla de protección

Encapsulated electronics extend product life

Encapsulamiento de los componentes electrónicos, que prolonga la vida del producto



#	<b>SA920</b>	<b>777</b>
V	12-24	12-24
dB(A)	97-112	97/107/112 Switchable
A	0.6	0.8
X	2 Bolt	2 Bolt
⊗	CE, R10, IP66	SAE J994 Type A, B, C, CE, R10, IP66
⌚	2 Year	2 Year

**DIMENSIONS** DIMENSIONES

3.3 [84] H x 7.1 [181] W x 4 [102] D



## SA115

Advanced microcontroller electronics ensure consistent, high-output operation  
Electrónica avanzada de microcontroladores asegurar la operación salida consistente alta

Smart Alarm technology adjusts output to 5dB above surrounding noise  
Tecnología Smart Alarm ajusta la salida a 5dB por encima del ruido circundante

Meets OEM design for rugged off-highway applications  
Cumple diseño OEM para aplicaciones fuera de carretera rugoso

Compatible with EMC systems due to low-radiated emissions  
Compatible con los sistemas de EMC debido a las emisiones radiadas bajos

Encapsulated electronics extend product life

Encapsulamiento de los componentes electrónicos, que prolonga la vida del producto



#	<b>SA115</b>
V	12-24
dB(A)	95-115
A	1.2
X	2 Bolt
⊗	SAE J994 Type F, CE, R10, IP66
⌚	ECCOLIFE™

**DIMENSIONS** DIMENSIONES

3.2 [82] H x 7.2 [183] W x 4 [102] D



# warning alarms, sensors & switches

alarmas de advertencia, sensores e interruptores

## Audible Signal Devices

Panel mount 1.25" hole  
Montaje en panel, orificio de 1,25"

Piezo electronics  
Componentes electrónicos de pieza

Encapsulated electronics extend product life  
Encapsulamiento de los componentes electrónicos, que prolonga la vida del producto



# **201120**  
T Fast Pulse  
Pulso rápido  
V 12-48  
dB(A) 80  
A 0.1  
UL  
6 Month



# **202120**  
T Slow Pulse  
Pulso lento  
V 12-48  
dB(A) 80  
A 0.1  
-  
6 Month



# **204120**  
T Dual Mode  
Modo doble  
V 12-48  
dB(A) 80  
A 0.1  
6 Month



# **208120**  
T Loud Continuous  
Continuo de alto volumen  
V 12-36  
dB(A) 86  
A 0.1  
6 Month



# **209120-E**  
T Continuous  
Continuo  
V 12-48  
dB(A) 80  
A 0.1  
UL  
6 Month

**DIMENSIONS** DIMENSIONES  
1.3 [33] H x 1.7 [43] Diameter  
1.8 [45] H including terminals

## Warning Alarms



# **CT530-2LDW**  
T Constant Tone  
Tono constante  
V 12-24  
dB(A) 102  
A 0.5  
2 Bolt  
CE, R10, UL, IP64  
2 Year



# **FH575**  
T Forward Horn  
Bocina hacia adelante  
V 12  
dB(A) 107  
A 0.5  
2 Bolt  
SAE J1105 Type L  
CE, R10, UL  
2 Year



# **FH577**  
T Forward Horn  
Bocina hacia adelante  
V 24-48  
dB(A) 107  
A 1.2  
2 Bolt  
CE, R10, UL  
2 Year



# **DT500**  
T Dual Tone  
Tono doble  
V 12-24  
dB(A) 97  
A 0.5  
2 Bolt  
CE, R10, IP65  
2 Year



# **DT500FP-LWC**  
T Dual Tone  
Tono doble  
V 12-24  
dB(A) 102 Fast Pulse  
A 0.9  
2 Bolt  
CE, R10, UL, IP64  
2 Year



# **DF532**  
T Dual Function  
Función doble  
V 12-24  
dB(A) 102 Back-Up, 102 Dual Tone  
A 0.3  
2 Bolt  
SAE J994 Type F, CE, R10, IP64  
2 Year

**DIMENSIONS** DIMENSIONES  
2.8 [72] H x 4.0 [102] W x 1.7 [44] D

## Alarm Activation



# **DS-1500**  
T Drive Line Sensor  
Sensor de línea de mando  
V 5.0  
A 1 Year



# **SW30**  
T 360°  
V 12-80  
A 10.0  
1 Year



# **SW15**  
T 360°  
V 12-80  
A 10.0  
1 Year



# **SW10**  
T Single Direction  
Dirección única  
V 12-24  
A 0.5  
1 Year

**Gemineye**<sup>TM</sup>  
WIRELESS CAMERA SYSTEM



## No Wire, No Wasted Time

Get the quality and functionality of wired systems with ECCO's EC5605-WK wireless reversing camera system. Stop wasting time hard-wiring camera systems, and start seeing clearly with our wireless cameras.

SIN CABLES, SIN PÉRDIDA DE TIEMPO. Tener la calidad y funcionalidad de los sistemas cableados con el Sistema de Cámara de Retroceso Sin Cables EC5605-WK de ECCO. Olvidate de pérdida de tiempo con los sistemas cableados y empieza a ver más claramente con nuestras cámaras sin cables.



**camera systems**  
sistemas de cámaras



**Gemineye™**  
WIRELESS CAMERA SYSTEM

**EC5605-WK**  
5.6" LCD Color Wireless System

2.4 GHz digital wireless system  
Sistema digital inalámbrico de 2.4 GHz

Touchscreen menu control  
Menu de control con pantalla al tacto



CMOS 11 LED infrared camera  
Cámara infrarroja de 11 diodos LED

Includes monitor sunshade  
Incluye protector de pantalla

Four camera expandable  
Ampliable a cuatro cámaras

One year warranty  
Uno año de garantía

**COMPONENTS**  
COMPONENTES

-  EC5605-WM
-  EC2014-WC

See pages 124-127 for expansion options.  
Consulte las páginas 124-127 para opciones de expansión.

**ACCESSORIES & REPLACEMENT PARTS**  
ACCESORIOS Y PIEZAS REPLACEMENT

- ECANTE-R** Remote Antenna (3M Cable)  
Antena remota (3M Cable)
- ECANTE** Replacement Antenna  
Antena de reemplazo
- PC1.8Y-W** Wire Harness  
Arnés de alambre



**camera systems**  
sistemas de cámaras



**Gemineye**<sup>TM</sup>  
CAMERA SYSTEM

## EC5603-K 5.6" LCD Color System

Touchscreen menu control  
Menú de control con pantalla al tacto

CMOS 11 LED infrared camera  
Cámara infrarroja de 11 diodos LED

Includes monitor sunshade  
Incluye protector de pantalla

Three camera expandable  
Ampliable a tres cámaras

One year warranty  
Uno año de garantía

### COMPONENTS COMPONENTES

EC5603-M

EC2014-C

ECTC20-4  
(20m/65')

### EXPANSION OPTIONS OPCIONES DE AMPLIACIÓN

-

Any current ECCO camera

ECTC5-4 (5m/16'), ECTC10-4  
(10m/32'), ECTC20-4 (20m/65')

See pages 124-127 for expansion options.  
Consulte las páginas 124-127 para opciones de expansión.

### ACCESSORIES & REPLACEMENT PARTS ACCESORIOS Y PIEZAS REPLACEMENT

PC1.8Y-4 Wire Harness  
Arnés de alambre





**EC5604-SK**  
5.6" LCD Color  
Reversing Sensor System

Integrated ultrasonic proximity sensors  
Sensores ultrasónicos de proximidad integrados

CMOS 11 LED infrared camera  
Cámara infrarroja de 11 diodos LED





Three camera expandable  
Ampliable a tres cámaras

One year warranty  
Uno año de garantía



**COMPONENTS**

COMPONENTES

-  EC5603-M
-  EC2014-C
-  ECTC20-4 (20m/65')
-  EC1004-SK (4 sensors/speaker)

**EXPANSION OPTIONS**

OPCIONES DE AMPLIACIÓN

- 
- Any current ECCO camera
- ECTC5-4 (5m/16'), ECTC10-4 (10m/32'), ECTC20-4 (20m/65')
- 

See pages 124-127 for expansion options.  
Consulte las páginas 124-127 para opciones de expansión.



**camera systems**  
sistemas de cámaras



**Gemineye**<sup>TM</sup>  
CAMERA SYSTEM

## EC7000-QK

### 7" Quad View LCD Color System

Quad view, split screen  
Vista cuádruple, pantalla dividida

CMOS 11 LED infrared camera  
Cámara infrarroja de 11 diodos LED

Four camera expandable  
Ampliable a cuatro cámaras

One year warranty  
Uno año de garantía

#### COMPONENTS

COMPONENTES

EC7000-QM

EC2014-C

ECTC20-4  
(20m/65')

#### EXPANSION OPTIONS

OPCIONES DE AMPLIACIÓN

-

Any current ECCO camera

ECTC5-4 (5m/16'), ECTC10-4  
(10m/32'), ECTC20-4 (20m/65')

See pages 124-127 for expansion options.  
Consulte las páginas 124-127 para opciones de expansión.

#### ACCESSORIES & REPLACEMENT PARTS

ACCESORIOS Y PIEZAS REPLACEMENT

**PCY-EC7000-QM** Wire Harness  
Arnés de alambre

## EC7003-K 7.0" LCD Color System

Touchscreen menu control  
Menú de control con pantalla al tacto

CMOS 11 LED infrared camera  
Cámara infrarroja de 11 diodos LED

Includes monitor sunshade  
Incluye protector de pantalla

Three camera expandable  
Ampliable a tres cámaras

One year warranty  
Uno año de garantía

### COMPONENTS COMPONENTES

 EC7003-M

 EC2014-C

 ECTC20-4  
(20m/65')

### EXPANSION OPTIONS OPCIONES DE AMPLIACIÓN

-

Any current ECCO camera

ECTC5-4 (5m/16'), ECTC10-4  
(10m/32'), ECTC20-4 (20m/65')



**Gemineye**<sup>TM</sup>  
CAMERA SYSTEM

See pages 124-127 for expansion options.  
Consulte las páginas 124-127 para opciones de expansión.

### ACCESSORIES & REPLACEMENT PARTS ACCESORIOS Y PIEZAS REPLACEMENT

PC1.8Y-4 Wire Harness  
Arnés de alambre

## EC7004-SK 7.0" LCD Color Reversing Sensor System

Widescreen monitor  
Monitor panorámico

Integrated ultrasonic proximity sensors  
Sensores de proximidad ultrasónicos integrados

CMOS 11 LED infrared camera  
Cámara infrarroja de 11 diodos LED


Three camera expandable  
Ampliable a tres cámaras


One year warranty  
Uno año de garantía

### COMPONENTS COMPONENTES

 EC7003-M

 EC2014-C

 ECTC20-4 (20m/65')

 EC1004-SK  
(4 sensors/speaker)

### EXPANSION OPTIONS OPCIONES DE AMPLIACIÓN

-

Any current ECCO camera

ECTC5-4 (5m/16'), ECTC10-4 (10m/32'),  
ECTC20-4 (20m/65')



**Gemineye**<sup>TM</sup>  
CAMERA SYSTEM

See pages 124-127 for expansion options.  
Consulte las páginas 124-127 para opciones de expansión.

Requires ECADPT-4 adapter  
Requiere de adaptador ECADPT-4



**camera systems**  
sistemas de cámaras



## **K7000B** 7.0" LCD Color System

CMOS 18 LED infrared camera  
Cámara infrarroja de 18 diodos LED

Includes monitor sunshade  
Incluye protector de pantalla

Two camera expandable  
Ampliable a dos cámaras

One year warranty  
Uno año de garantía

### COMPONENTS

COMPONENTES



M7000B



C2013B



ECTC20-4  
(20m/65')

### EXPANSION OPTIONS

OPCIONES DE AMPLIACIÓN

-

Any current ECCO camera

ECTC5-4 (5m/16'), ECTC10-4  
(10m/32'), ECTC20-4 (20m/65')

See pages 124-127 for expansion options.  
Consulte las páginas 124-127 para opciones de expansión.



## EC4200-K 4.3" LCD Color Mirror System

Non-commercial applications  
Aplicaciones que no son comerciales

Mirror integrated monitor  
Espejo monitor integrado

Flush mount CMOS 10 LED infrared camera  
Cámara de montaje empotrado infrarrojos CMOS de 10 diodos LED

Two camera expandable  
Ampliable a cuatro cámaras

One year warranty  
Uno año de garantía

### COMPONENTS COMPONENTES

 EC4204-M

 EC2015-C

 ECTC20-4

### EXPANSION OPTIONS OPCIONES DE AMPLIACIÓN

-

Any current ECCO camera

ECTC5-4 (5m/16'), ECTC10-4 (10m/32'),  
ECTC20-4 (20m/65')



**Gemineye**<sup>TM</sup>  
CAMERA SYSTEM

See pages 124-127 for expansion options.  
Consulte las páginas 124-127 para opciones de expansión.

## EC4204-SK 4.3" LCD Color Mirror Reversing Sensor System

Non-commercial applications  
Aplicaciones no comerciales

Mirror integrated monitor  
Monitor integrado al espejo

Integrated ultrasonic proximity sensors  
Sensores ultrasónicos de proximidad integrados

Flush mount CMOS 10 LED infrared camera  
Cámara de montaje empotrado infrarrojos CMOS de 10 diodos LED


Two camera expandable  
Ampliable a dos cámaras


One year warranty  
Uno año de garantía

### COMPONENTS COMPONENTES

 EC4204-M

 EC2015-C

 ECTC20-4 (20m/65')

 EC1004-SK  
(4 sensors/speaker)

### EXPANSION OPTIONS OPCIONES DE AMPLIACIÓN

-

Any current ECCO camera

ECTC5-4 (5m/16'), ECTC10-4 (10m/32'),  
ECTC20-4 (20m/65')



**Gemineye**<sup>TM</sup>  
CAMERA SYSTEM

See pages 124-127 for expansion options.  
Consulte las páginas 124-127 para opciones de expansión.



# camera systems monitors

## sistemas de cámaras monitores



**EC4204-M**

**EC5603-M**

**EC5605-WM**

approvals  
aprobaciones

FCC, CE, RoHS

FCC, CE, R10, C-Tick, RoHS

FCC, CE, R10, RoHS

internal controller  
controlador interno

Yes

Yes

Yes

color  
color

Yes

Yes

Yes

voltage  
voltaje

12-24

12-24

12-24

power consumption (watts)  
consumo de electricidad (watts)

4.6

5

8

audio  
audio

Yes

Yes

Yes

day / night light sensor  
sensor lumínico de día/noche

Yes

Yes

Yes

dimensions  
dimensiones

11.03" x 3.6" x 1.2"

6.32" x 4.52" x 1.06"

6.32" x 4.51" x 1.06"

weight  
peso

1.32 lbs

2.67 lbs

2.87 lbs

temperature (F°)  
temperatura (F°)

-4 to +158

-4 to +158

-4 to +158

screen size  
tamaño de la pantalla

4.3"

5.6"

5.6"

quad view  
vista cuádruple

-

-

-

DVR compatible  
compatible con videograbadoras digitales

-

-

-

mirror image  
imagen especular

Yes

Yes

Yes

remote control  
control remoto

Yes

Yes

Yes

sunshade  
parasol

No

Yes

Yes

weatherproof  
protección contra la intemperie

-

-

-

max cameras  
cámaras, cantidad máxima

2

3

4

4 pin camera connection  
4 pasador cámara conexión

Yes

Yes

-



**camera systems** monitors  
 sistemas de cámaras monitores



**EC7003-M**

FCC, CE, R10, C-Tick, RoHS

Yes

Yes

12-24

6

Yes

Yes

8.4" x 6" x 2.8"

3.3 lbs

-4 to +158

7.0"

-

-

Yes

Yes

Yes

-

3

Yes



**EC7000-QM**

FCC, CE, RoHS

Yes

Yes

12-24

6.4

Yes

Yes

8.4" x 6" x 2.8"

3.3 lbs

-22 to +158

7.0"

Yes

-

Yes

Yes

Yes

-

4

Yes



**M7000B**

CE, RoHS

Yes

Yes

12-24

5

-

Yes

6.85" x 4.49" x 0.94"

0.88 lbs

-4 to +158

7.0"

-

-

Yes

-

Yes

-

2

Yes



**camera systems** cameras  
sistemas de cámaras cámaras



	EC2014-C	EC2014-WC	C2013B	EC2024-C
approvals aprobaciones	IP69K, FCC, CE, R10, C-Tick, RoHS	IP69K, FCC, CE, R10, RoHS	IP69K, FCC, CE, RoHS	IP69K, FCC, CE, R10, RoHS
color color	Yes	Yes	Yes	Yes
black & white blanco y negro	-	-	-	-
power consumption (watts) consumo de electricidad (watts)	3	.25	1	2.5
microphone micrófono	Yes	Yes	-	Yes
day / night light sensor sensor lumínico de día/noche	Yes	Yes	Yes	Yes
dimensions dimensiones	2.87" x 2.99" x 2.60"	2.87" x 2.99" x 2.98"	2.92" x 3.01" x 2.62"	3.6" x 2.7" x 2.5"
weight peso	0.74 lbs	0.89 lbs	0.6 lbs	0.82 lbs
temperature (F°) temperatura (F°)	-22 to +158	-4 to +158	-22 to +158	-22 to +158
lens angle ángulo del cristal	120°	120°	120°	120°
lens size tamaño del cristal	1/3"	1/3"	1/4"	1/10"
infrared LEDs diodos LED infrarrojos	11	11	18	18
mechanical vibration vibraciones mecánicas	10G	10G	8G	10G
4 pin camera connection 4 pasador cámara conexión	Yes*	-	Yes*	Yes*

\*threaded connection  
\*conexión roscada

Kits include a short Y-type wiring harness. An additional camera and transmission cable (ECTC20-4) are required to expand the kit to two cameras. El kits incluyen un conector corto tipo Y. Se requieren una cámara y un cable de transmisión (ECTC20-4) para expandir el kit a dos cámaras.





**camera systems** cameras  
 sistemas de cámaras cámaras



**EC2023-C**

IP69K, FCC, CE, R10, RoHS

Yes

-

1.3

Yes

Yes

2.3" x 2.6" x 2.1"

0.51 lbs

-22 to +158

120°

1/10"

6

10G

Yes\*



**EC2022-C**

IP69K, FCC, CE, R10, C-Tick, RoHS

Yes

-

1.3

-

Yes

12.3" x 6.3" x 1.2"

0.73 lbs

-22 to +158

150°

3/5"

4

10G

Yes\*



**EC2015-C**

IP67, FCC, CE, RoHS

Yes

-

< 1

No

Yes

1.69" x 1.24" x 1.1"

0.14 lbs

-22 to +158

120°

-

10

-

Yes\*



**EC2020-C**

IP69, RoHS

Yes

-

2

-

-

0.9" x 0.9" x 0.9"

0.11 lbs

-22 to +158

170°

3/5"

-

10G

Yes\*



**EC2021-C**

IP69, RoHS

Yes

-

2

-

-

0.6" diameter

0.09 lbs

-22 to +158

170°

3/5"

18

10G

Yes\*



# camera systems accessories

## sistemas de cámaras accesorios

### Wireless Modules

#### módulos inalámbricos



**ECANTE-R**  
Remote antenna (3M cable)  
Antena remota (3M cable)  
Used with EC5605-WK



**ECANTE**  
Replacement antenna  
Antena de reemplazo  
Used with EC1000-WMK,  
EC5605-WM, EC2014-WC



**EC1000-WMK**  
12-24V, 5A  
IP69K, -4° to +140° F  
0.75 lbs  
4.13" x 4.10" x 1.01"  
Converts EC5603-K &  
EC7003-K to wireless  
Convierte los sistemas EC5603-K y  
EC7003-K a inalámbricos

### Monitor Mounting

#### montaje monitores



**MB01**  
Adhesive adhesivo  
5.0", 5.6" and 7.0"



**MB03**  
3 Bolt tornillo 3  
5.6" and 7.0"

### Sensor Kit Components

#### los componentes del kit sensor



**EC1004-SK**  
Reversing sensor system  
sistema de sensor de marcha atrás  
Kit includes all components:  
EC-CB04, EC1005, EC-RS04 & PC-1004  
(or order individually)



**EC-CB04**  
Control box  
caja de control  
Used with EC4204-SK, EC5604-SK,  
EC7004-SK & EC1004-SK



**EC-RS04**  
4 Sensors  
4 sensors  
Used with EC4204-SK, EC5604-SK,  
EC7004-SK & EC1004-SK



**EC1005**  
Speaker  
altavoz  
Used with EC4204-SK, EC5604-SK,  
EC7004-SK & EC1004-SK



**PC-1004**  
Power cable  
cable de alimentación  
Used with EC4204-SK, EC5604-SK,  
EC7004-SK & EC1004-SK

### Cables

#### cables

#### CAMERA TRANSMISSION CABLES



**ECTC5-4** 5m/16' (4 pin)  
**ECTC10-4** 10m/32' (4 pin)  
**ECTC20-4** 20m/65' (4 pin)  
For use with any current ECCO camera



**TC05** 5m/16' (4 pin)  
**TC10** 10m/32' (4 pin)  
For use with S-Video pin layout



**TC15** 15m/49' (4 pin)  
**TC20** 20m/65' (4 pin)  
For use with S-Video pin layout



**ECTT-10-01** 10m/32' (1 camera)  
**ECTT-10-02** 10m/32' (2 camera)  
**ECTT-20-01** 20m/65' (1 camera)  
**ECTT-20-02** 20m/65' (2 camera)  
For use with any current ECCO camera

Kits include a short Y-type wiring harness. An additional camera and transmission cable (ECTC20-4) are required to expand the kit to multiple cameras.

El kits incluyen un conector corto tipo Y. Se requieren una cámara y un cable de transmisión (ECTC20-4) para expandir el kit a múltiples cámaras.

Tractor to trailer socket connector  
(7 to 4 pin monitor to curly = 5m/16')

#### POWER / TRIGGER / TRANSMISSION HARNESSES



**PC1.8Y-4**  
6'7" (Female 8)  
Used with EC5605-WM monitor



**PCY-M7000B**  
5' (Male 4 / Male 9)  
Used with M7000B monitor



**PC1.8Y-4**  
6' (Male 4 / Female 13)  
Used with EC5603-M, EC7003-M monitors



**PCY-EC7000-QM**  
3' (Male 4 / Female 22)  
Used with EC7000-QM monitor



# camera systems accessories

## sistemas de cámaras accesorios

### Adapters

adaptadors



**ADPT-07**  
S-video to VHS (S = Female 4 / VHS = Male 4) - 5"



**ADPT-08**  
S-video to VHS (S = Female 4 / VHS = Male 4) - 5"



**ADPT-09**  
S-video to VHS (S = Female 4 / VHS = Male 6) - 5"



**ECADPT-1**  
4 Pin Male Threaded to 4 Pin Female VHS



**ECADPT-2**  
4 Pin Female Threaded to 4 Pin Male S-Video



**ECADPT-3**  
4 Pin Male Threaded to 4 Pin Female Threaded

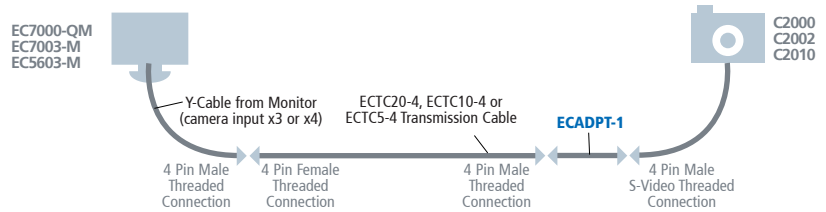


**ECADPT-4**  
4 Pin Female S-Video to 4 Pin Male Threaded

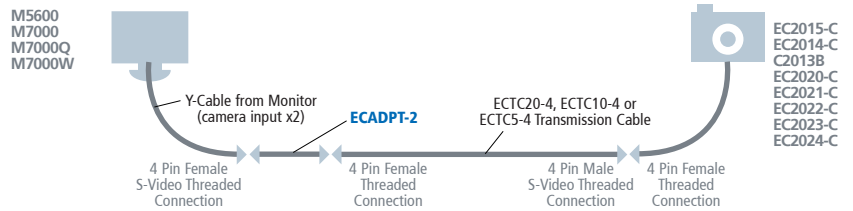
### Legacy Camera Adapter Applications

aplicación de adaptación

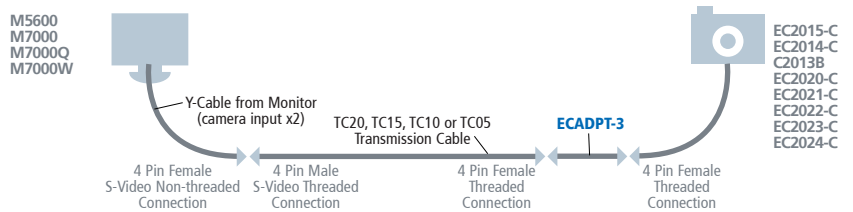
#### ECADPT-1



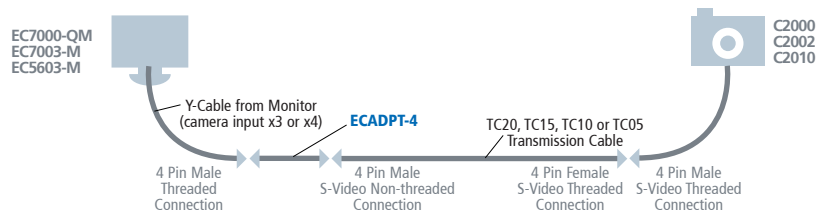
#### ECADPT-2



#### ECADPT-3



#### ECADPT-4





**accessories**  
**accesorios**

**Beacon Lenses**  
 cristales de balizas



**7960 Series**  
 R7960LA - Amber  
 R7960LB - Blue  
 R7960LC - Clear  
 R7960LG - Green  
 R7960LR - Red



**7100 Series**  
 R7160LA - Amber  
 R7160LB - Blue  
 R7160LC - Clear  
 R7160LG - Green  
 R7160LR - Red



**7900/6900/6700/6600  
 6500/6500 J-Bolt Series**  
 R6050LA - Amber  
 R6050LB - Blue  
 R6050LC - Clear  
 R6050LG - Green  
 R6050LR - Red



**7900/6900/6700/6600  
 6500/6500 J-Bolt Series**  
 R6070LA - Amber  
 R6070LB - Blue  
 R6070LC - Clear  
 R6070LG - Green  
 R6070LR - Red



**6410 / 6465**  
 R6400LA - Amber  
 R6400LB - Blue  
 R6400LC - Clear  
 R6400LG - Green  
 R6400LR - Red



**6200 Series Strobe**  
 R6220LA - Amber  
 R6220LB - Blue  
 R6220LC - Clear  
 R6220LG - Green  
 R6220LR - Red



**6200 Series LED**  
 R6260LA - Amber  
 R6260LB - Blue  
 R6260LC - Clear  
 R6260LR - Red



**5800 Series**  
 R5810LA - Amber  
 R5810LB - Blue  
 R5810LR - Red



**5800 Series**  
 R5840LA - Amber

**Minibar Domes / Lenses**  
 domos / cristales de minibarras



**60 Series - 22" Lens**  
**5135/5150 - 15"**  
 R5150LA - Amber  
 R5150LB - Blue  
 R5150LC - Clear  
 R5150LR - Red



**70 Series - 22" Lens**  
**5315/5350 - 15"**  
 R6050LA - Amber  
 R6050LB - Blue  
 R6050LC - Clear  
 R6050LR - Red



**70 Series - 22" Filter**  
**5315/5350 - 15"**  
 A5000FA - Amber  
 A5000FB - Blue  
 A5000FR - Red



**60 Series - 22" Dome**  
 R5101LA - Amber  
 R5101LB - Blue  
 R5101LC - Clear  
 R5101LR - Red



**5135/5150 - 15"**  
 R5100LA - Amber  
 R5100LB - Blue  
 R5100LC - Clear  
 R5100LR - Red



**70 Series - 22" Dome**  
 R5400LA - Amber  
 R5400LB - Blue  
 R5400LC - Clear  
 R5400LR - Red



**5315/5350 - 15"**  
 R5300LA - Amber  
 R5300LB - Blue  
 R5300LC - Clear  
 R5300LR - Red



**5580/5585 15"**  
**Dome**  
 R5500LA - Amber  
 R5500LC - Clear



**5590 15"**  
**Dome**  
 R5590LA - Amber  
 R5590LC - Clear




**5587/5597 15"**  
**Dome**  
 EZ5507LA - Amber  
 EZ5507LC - Clear



## Lightbar Domes

R209-902C



ER0004



R309-902C



R159-901C



R209-907C



R109-901C



ER0003



R109-904C



EZ2116C



EZ21L22C



### 10 Series - All Models

- R109-901X - End Upper
- R209-902C - End Lower
- R109-904X - Center Upper Short
- R209-905C - Center Lower Short
- R109-906X - Center Upper Long
- R209-907C - Center Lower Long

### 12 Series - All Models

- ER0003 - End, 24" Clear
- ER0004 - Center, 6" Clear

### 15 Series - All Models

- R159-901X - End Upper
- R309-902C - End Lower
- R109-904X - Center Upper Short
- R209-905C - Center Lower Short
- R109-906X - Center Upper Long
- R209-907C - Center Lower Long
- [36"/0.91m Models](#)
- R159-901X - End Upper
- R309-902C - End Lower
- R109-906X - Center Upper
- R209-907C - Center Lower

### 21 Series - All Models

- EZ2101C - Lower End Lens
- EZ2108C - Lower Center, Short
- EZ2111C - Lower Center, Med
- EZ2116C - Lower Center, Long
- EZ2127UX - Upper End Lens
- EZ2127U8X - Upper Center, Short
- EZ2127U11X - Upper Center, Med
- EZ2127U16X - Upper Center, Long
- EZ2127U22X - 22" Upper Lens
- EZ21L22C - 22" Lower Lens

### 27 Series - All Models

- EZ2701C - Lower End Lens
- EZ2708C - Lower Center, Short
- EZ2711C - Lower Center, Med
- EZ2127UX - Upper End Lens
- EZ2127U8X - Upper Center, Short
- EZ2127U11X - Upper Center, Med
- EZ2127U16X - Upper Center, Long
- EZ2127U22X - 22" Upper Lens
- EZ27L22C - 22" Lower Lens

### 60 Series

#### [36"/0.91m Models](#)

- R5103LX - 11.4"/290mm End
- R5102LX - 12.9"/327mm Center

#### [48"/1.2m Models](#)

- R5105LX - 10.4"/264mm End
- R5108LX - 12"/305mm End
- R5110LX - 17.4"/441mm End
- R5104LX - 8.8"/224mm Mid
- R5107LX - 6"/154mm Mid
- R5102LX - 12.9"/327mm Center
- R5104LX - 8.8"/224mm Center

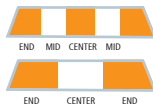
#### [54"/1.37m Models](#)

- R5111LX - 20.3"/517mm End
- R5114LX - 14.2"/361mm End
- R5115LX - 11"/280mm End
- R5107LX - 6"/154mm Mid
- R5102LX - 12.9"/327mm Center
- R5109LX - 18.9"/479mm Center

#### [60"/1.5m Models](#)

- R5111LX - 20.3"/517mm End
- R5112LX - 17.9"/455mm End
- R5107LX - 6"/154mm Mid
- R5106LX - 11.3"/288mm Center
- R5109LX - 18.9"/479mm Center

### Dome Key



10/15/60 Series: Replace X in part number with desired color: A=Amber, B=Blue, C=Clear, G=Green, R=Red  
Reemplaza la "X" por A (ámbar), B (azul), C (transparente), G (verde), R (rojo)

21/27 Series: Replace X in part number with desired color: A=Amber, B = Blue, BLK=Black, C=Clear, R=Red  
Reemplaza la "X" por A (ámbar), B (azul), BLK (negro), C (transparente), R (rojo)



# accessories

## accesorios

### Light Source Components

componentes de fuente de luz



**EZ1401X - Module**  
DropLock directional LED module (A, B, C, G, R)  
Used with 14 Series



**EZ1402X - Module**  
DropLock 360° beacon LED module (A, B, C, G, R)  
Used with 14 Series



**EZ1403AL - Module**  
DropLock alley light LED module  
Used with 14 Series



**EZ1403WL - Module**  
DropLock worklamp LED module  
Used with 14 Series



**EZ1404 - Module**  
DropLock stop-tail-indicator LED module  
Used with 14 Series



**EZ1411-XX - Module**  
DropLock center illumination LED module (48, 54, 60, 72)  
Used with 14 Series



**EZ1414 - Safety Director**  
Safety Director LED  
Used with 14 Series



**EZ21IF3X - Module**  
Front/rear TR3 LED module - independent flashing (A, B, G, R, W)  
Used with 21 Series



**EZ21IF4X - Module**  
Front/rear TR4 LED module - independent flashing (A, B, G, R, W)  
Used with 21 Series



**EZ21IF6X - Module**  
Corner TR6 LED module - independent flashing (A, B, G, R, W)  
Used with 21 Series



**EZ21IF9X - Module**  
Corner TR9 LED module - independent flashing (A, B, G, R, W)  
Used with 21 Series



**EZ21CC3X - Module**  
Front/rear TR3 LED module - centrally controlled (A, B, G, R, W)  
Used with 21 Series



**EZ21CC4X - Module**  
Front/rear TR4 LED module - centrally controlled (A, B, G, R, W)  
Used with 21 Series



**EZ21CC6X - Module**  
Corner TR6 LED module - centrally controlled (A, B, G, R, W)  
Used with 21 Series



**EZ21CC9X - Module**  
Corner TR9 LED module - centrally controlled (A, B, G, R, W)  
Used with 21 Series



**EZ21CC18XX - Module**  
Front/rear TR18 LED module - centrally controlled (AB, AW, BW, RB, RW)  
Used with 21 Series



**EZ2127WL - Module**  
Alley/Worklamp TR3 LED module  
Used with 21, 27 (worklamp only) Series



**EZ2127STT**  
Stop-Tail-Turn LED module (pair)  
Used with 21, 27 Series



**EZ27IF3X - Module**  
Front/rear REF3 LED module - independent flashing (A, B, R, W)  
Used with 27 Series



**EZ27IF3SX - Module**  
Front/rear REF3 LED module - steady burn (A, B, R, W)  
Used with 27 Series



**EZ27IF8X - Module**  
Front/rear REF8 LED module - independent flashing (A, B, R, W)  
Used with 27 Series



**EZ27IF8SX - Module**  
Front/rear REF8 LED module - steady burn (A, B, R, W)  
Used with 27 Series



**EZ27IF12X - Module**  
Front/rear REF12 LED module - independent flashing (A, B, R, W)  
Used with 27 Series



**EZ27CC3X - Module**  
Front/rear REF3 LED module - centrally controlled (A, B, R, W)  
Used with 27 Series



**EZ27CC8X - Module**  
Front/rear REF8 LED module - centrally controlled (A, B, R, W)  
Used with 27 Series



**EZ27CC12X - Module**  
Front/rear REF12 LED module - centrally controlled (A, B, R, W)  
Used with 27 Series



**EZ27CC22XX - Module**  
Front/rear REF22 LED module - centrally controlled (AB, AW, BW, RB, RW)  
Used with 27 Series



**EZ2700AL - Module**  
Alley LED module  
Used with 27 Series



**EZ2127DOT - Module**  
DOT Strip LED module  
Used with 21, 27 Series



# accessories

accesorios



**A109-924X - Module**  
Front/rear TIR module w/pigtail  
(A, B, C, R)  
Used with 10 & 15 Series



**A159-938X - Module**  
Corner TIR module w/pigtail  
(A, B, C, R)  
Used with 10 & 15 Series



**EZ0001X - Module**  
Front/rear reflective module  
(A, B, C, R)  
Used with 10 & 15 Series



**EZ0002X - Module**  
Corner reflective module  
(A, B, C, R)  
Used with 10 & 15 Series



**EZ0003 - Module**  
Worklamp/alley light (pair)  
Used with 12 Series



**EZ0005 - Module**  
Stop-Tail-Indicator (pair)  
Used with 12 Series



**EZ0007X - Module**  
Front/rear module (A, B, C, G, R)  
Used with 12 Series



**EZ1290X - Module**  
Rear module (A, B, C, G, R)  
Used with 12 Series



**R109-924X - Module**  
Front/rear TIR module (A, B, C, R)  
Used with 10 & 15 Series



**R159-938X - Module**  
Corner TIR module (A, B, C, R)  
Used with 10 & 15 Series



**R109-938X - Module**  
Corner TIR Cluster (A, B, C, R)  
Used with 10 Series



**ER3300X - Module**  
Safety Director (A, B, C, R)  
Used with ED3315



**R5015MGA - Assembly**  
Motor gear rotator 12V  
Used with 5315 Series



**R5101RA - Assembly**  
Belt drive rotator 12V  
Used with 5135



**R5800RA - Assembly**  
Belt drive rotator 12V  
Used with 5800 Series



**R6004RA - Assembly**  
Belt drive rotator 12V  
Used with 60 Series



**R6004STT - Assembly**  
Stop-Tail-Indicator lamp  
Used with 60 Series



**R6002WL - Assembly**  
Worklamp  
Used with 60 Series



**R5100RF**  
Rotator belt/reflector  
Used with R5101RA, R5800RA,  
R6004RA, 5135, 5800 &  
60 Series rotators



**R5300RF**  
Rotator reflector  
Used with R5015MGA &  
5315 Series rotators



**A5000FX**  
Rotator filter (A, B, R)  
Used with R5015MGA & 5315 Series



**R5101B / R5801B**  
Rotator belt/reflector  
R5101B used with R5101RA, R6004RA,  
5135 & 60 Series rotators  
R5801B used with R5800RA & 5800 Series



**R6501FT - Flashtube**  
Helical (360° strobes)  
Used with 5150, 5350, 6500, 6600, 6700,  
6900 & 60 Series 360° strobes



**R9000FT - Flashtube**  
Helical (directional strobes)  
Used with 60 Series directional strobes



**R6410FT - Flashtube**  
'U' (industrial 360° strobe)  
Used with 6410



**R6200FT - Flashtube**  
Linear (industrial 360° strobe)  
Used with 6220, 6225 & 6226



**R5812BH - Bulb**  
Halogen 12V H1  
Used with 5135, 5800, 60 Series  
rotators



**R5012BH - Bulb**  
Halogen 12V Bayonet  
Used with 5315 Series rotators &  
60 Series directional halogens



**R5024BH - Bulb**  
Halogen 24V Bayonet  
Used with 5315 Series rotators



**E94001 - Bulb**  
H3 Bulb 12V, 55W  
**E94002 - Bulb**  
H3 Bulb 24V, 70W  
Used with halogen worklamps



# accessories accesorios

## Switches & Controls

control y interruptores



**EZ1405**  
Lightbar controller  
Used with 14 Series



**EZ1415**  
Lightbar controller  
suction cup mount  
Used with 14 Series Controller



**EZ2127ASCC**  
Lightbar controller - for  
centrally controlled modules  
Used with 21, 27 Series



**EZ2127ASIF**  
Lightbar controller - for  
independent flashing modules  
Used with 21, 27 Series



**EZ0006**  
Lightbar controller  
Used with 12 Series



**3410CB**  
Safety Director controller  
Used with 3410, ED3315



**ED3307CB**  
Safety Director Arrow controller  
Used with ED3307A, ED3307SA



**RM4DIRC**  
Built-in Safety Director  
Controller (LED/Halogen)  
Used with 10, 15 Series



**EZ2127SB**  
Switch box - 3 level slide,  
6 switch 12V  
Used with 21, 27 Series



**A9000**  
Switchbox - 6 switch 12V



**A9891**  
Illuminated 12V-Amber-SPST



**A9893**  
Switch panel - single slot  
(excludes switch)  
Used with A9891 / A9892



**A9904**  
Bracket mounting kit  
Used with A9901 / A9902 / A9903



**A9905SW**  
On/off & flash pattern switches  
Used with multiple pattern LEDs



**A9660SW**  
Remote strobe switch  
Used with 9660 Series



**A9901**  
Illuminated 12V



**A9902**  
Bracket - end section  
Used with A9901



**A9903**  
Bracket - center section  
Used with A9901



**EZ2127PC**  
Photo cell - for day/night auto  
dimming  
Used with 21, 27 Series



**EZ2127SP**  
Solar panel - for battery  
conditioning  
Used with 21, 27 Series



**EZ2127CCXXX**  
Driver board - for centrally  
controlled modules  
(600, 800, 950)  
Used with 21, 27 Series



**EZ0120**  
PIR Motion Sensor  
110° cone, adjustable sensitivity  
Used with Interior Lighting





# accessories

accesorios

## Lightbar Mounting Kits

kit para montar barra de luz

54" lightbars recommended for full size trucks  
54 "barras de luces recomiendan para camiones de tamaño completo

### Strap Mounts



**10 / 14 Series**



**12 Series**



**15 Series**



**21 / 27 Series**



**60 Series**

Chevy Caprice 2012-2015	A1031RMK	A1231RMK	A1030RMK	
Dodge Charger 2011-2015	A1031RMK	A1231RMK	A1030RMK	
Dodge Charger 2007-2010	A1029RMK	A1229RMK	A1028RMK	
Dodge Truck 1/2T 2009-2016, 3/4-1T 2010-2016	A1036RMK*	A1236RMK*	A1536RMK*	A212706RMK
Dodge Truck 1/2T 2002-2008, 3/4-1T 2003-2009	A1011RMK	A1211RMK	A1017RMK	A212707RMK
Ford Truck 1/2T 2015-2016	A1034RMK*	A1234RMK*	A1534RMK*	A212709RMK*
Ford Truck 1/2T 2010-2014	A1025RMK	A1225RMK	A1022RMK	A212710RMK
Ford Truck 1/2T 2004-2009	A1010RMK	A1210RMK	A1016RMK	
Ford Truck 1/2T 1997-2003	A1014RMK	A1214RMK	A1020RMK	
Ford Super Duty Truck 2010-2016	A1035RMK* / A1026RMK	A1235RMK* / A1226RMK	A1535RMK* / A1023RMK	A212701RMK
Ford Super Duty Truck 1999-2009	A1012RMK	A1212RMK	A1018RMK	A212705RMK
Ford Crown Victoria 1992-2012	A1013RMK	A1213RMK	A1019RMK	
Ford PPV/SUV 2013-2016	A1031RMK	A1231RMK	A1030RMK	
Ford PPV/SUV 2013-2016 (pursuit rated)	A1033RMK*			
Ford E-Series Van 1996-2014				A212702RMK
Ford Escape/Explorer 2012-2016				A212703RMK
GM Truck 1/2T 2014-2016, 1T Tahoe/Yukon 2015-2016	A1037RMK*	A1237RMK*	A1537RMK*	A212708RMK
GM Truck 1/2T 2007-2013	A1027RMK	A1227RMK	A1024RMK	A212704RMK
GM Truck 1/2T 1998-2006, 1T Tahoe/Yukon 2007-2014	A1011RMK	A1211RMK	A1017RMK	A212707RMK
GM Van (Express/Savana) 2003-2014				A212702RMK
Toyota Tacoma 2005-2015	A1038RMK*	A1238RMK*	A1538RMK*	A212703RMK
Toyota Tundra 2007-2014	A1039RMK*	A1239RMK*	A1539RMK*	
Universal Gutterless 48"-60"				A5002RMK
Universal Gutter 48"-60"				A212702RMK A5003RMK

\*Indicates paint finish is black. All other mounting kits are stainless steel.  
\*Indica acabado negro. El resto de los kits de mercado técnica vienen con acabado de acero inoxidable.

### Standard Installation



**ER0002**  
Standard Feet Kit  
Used with 10, 12, 15 Series



**A2127FT**  
Standard Feet Kit  
Used with 21/27 Series



**A5005RMK**  
Rubber Feet Kit  
Used with 15 Series



**A5001RMK**  
Rubber Feet Kit  
Used with 60 Series

### Rack Mount



**A1032RMK**  
Headache Rack Bracket  
Used with 12 Series



**A1401RMK**  
Headache Rack Bracket  
Used with 14 Series



**A2127HRMK**  
Headache Rack Bracket  
Used with 21/27 Series



# accessories

## accesorios

### Mounting Hardware

artículos de montaje



**A3510BZC**  
Chrome Bezel  
Used with 3510



**A3930BZB / BZC**  
Black or Chrome Bezel  
Used with 3930



**A3931BZB / BZC**  
Black or Chrome Bezel  
Used with 3931



**A3932BZB / BZC**  
Black or Chrome Bezel  
Used with 3932



**EZ3703BLBZ / CHMBZ**  
Black or Chrome Bezel  
Used with 3703



**EZ3704BLBZ / CHMBZ**  
Black or Chrome Bezel  
Used with 3704



**EZ3705BLBZ / CHMBZ**  
Black or Chrome Bezel  
Used with 3705



**EZ3703RUBZ / 04 / 05**  
Flush Mount Black Rubber Grommet  
Used with 3703, 3704, 3705



**R2140GR**  
Round Grommet  
Used with A9894, 3921 & 3945



**R2160GO**  
Oval Grommet  
Used with A9895, 3860, 3920 & 3965



**A3860ADPT**  
Grommet Adapter  
Used with 3800 Series



**A9894**  
Round Grommet Box  
Used with 3921 & 3945



**A9895**  
Oval Grommet Box  
Used with 3860, 3920 & 3965



**ER2020A**  
Amber Bezel  
Used with ED3022, EW2020 & EW2021



**ER2020B**  
Blue Bezel  
Used with ED3022, EW2020 & EW2021



**ER2020BLK**  
Black Bezel  
Used with ED3022, EW2020 & EW2021



**ER2020C**  
Chrome Bezel  
Used with ED3022, EW2020 & EW2021



**ER2020G**  
Green Bezel  
Used with ED3022, EW2020 & EW2021



**ER2020R**  
Red Bezel  
Used with ED3022, EW2020 & EW2021



**ER2020W**  
White Bezel  
Used with ED3022, EW2020 & EW2021



**A3510L**  
Universal Bracket  
Used with 3510



**A3510MA**  
Multi-Angle Bracket  
Used with 3510



**A3730BKT**  
Universal Bracket  
Used with 3730 & 3735 Series



**A3730DCK**  
Deck Mount Bracket  
Used with 3730 & 3735 Series



**A3730LIC / EZ3703LICB**  
License Plate Bracket  
A3730LIC used with 3730 & 3735 Series  
EZ3703LICB used with 3703



**A3730TNK**  
Trunk Mount Bracket  
Used with 3730 & 3735 Series



**A3730WIN**  
Adhesive Window Bracket  
Used with 3730 & 3735 Series



**EZ3766L**  
Universal Bracket  
Used with ED3766



**EZ3703LBRKT / 04 / 05**  
90° Bracket  
Used with 3703, 3704, 3705



**EZ3703GBKT / 04 / 05**  
Grille Bracket  
Used with 3703, 3704, 3705



# accessories

## accesorios



**R3600SC**  
Suction Cup  
Used with 3600 Series



**A5850TB**  
T Bracket DIN Pole Mount  
Used with 5810 & 5850



**A5850LB**  
L Bracket DIN Pole Mount  
Used with 5810 & 5850



**A6400MB**  
1" Pipe Mirror Bracket  
Used with 6550, 6570, 7460, 7945 & 7950



**A6400MBP**  
Mirror Bracket Adapter Plate  
Used with 6200 & 6400 Series  
(use with A6400MB)



**A7660PF**  
1" Pipe Mount Flange  
Used with 7600 Series



**A6520HW**  
J-Bolt Installation Kit  
Used with 6520 & 6530



**A6600VDK**  
Vibration Damping Mount Kit  
Used with 6500, 6600, 6700, 6900, 7100, 7400, 7600 & 7900 Series



**A6600SLB**  
Self-Leveling Bracket  
Used with 6500, 6600, 6700, 6900, 7100, 7400, 7600 & 7900 Series



**EW2400MK**  
Mounting Bracket  
Used with EW2470/71, EW2480/81, EW2490/91, EW2019



**A5300MK / A5500MK**  
Magnet Mount Kit  
A5300MK used with 5200 & 5300 Series  
A5500MK used with 5500 Series



**A5300VMK / 5500**  
Vacuum-Magnet Mount Kit  
A5300VMK used with 5100 & 5300 Series  
A5500VMK used with 5500 Series



**A6000VMK / 7660**  
Vacuum-Magnet Mount Kit  
A6000VMK used with 6500, 6600, 6900, 7100, 7400, 7600 & 7900 Series  
A7660VMK used with 7400 & 7600 Series



**A6600MK**  
Magnet Mount Kit  
Used with 6500, 6600, 6900, 7100, 7400, 7600 & 7900 Series



**A7660MK**  
Magnet Mount Kit  
(Requires A7660PF for use with 7600 Series)  
Used with 7400 & 7600 Series



**A7180VMK / 85**  
Vacuum-Magnet Mount Kit  
A7180VMK used with EB7180 (5A fuse)  
A7185VMK used with EB7185 (15A fuse)



**E22122MG**  
Magnet Mount Kit  
Used with 21 Series (22")



**A5300M / R6600M**  
2 3/8" Magnet  
Used with 5280MG & 5315MG



**R6600M**  
3" Magnet  
Used with A6600MK



**A6600MC**  
Magnet Cover  
Used with A6600MK



**A6520FM**  
Flush Mount Base  
Used with 6520 & 6530



**A6520MG**  
Magnet Mount Base  
Used with 6520 & 6530



**A6520PM**  
3/4" Pipe Mount Base  
Used with 6520 & 6530



**A6521PM**  
1" Pipe Mount Base  
Used with 6520 & 6530



**ER3100MK / 3200**  
Utility Bar Mounting Kit  
ER3100MK used with single row 5W  
ER3200MK used with double row 5W & all 10W utility bars



**EW4000**  
Replacement handle  
Used with EW2450 / EW2451



**EW4004**  
Replacement Handle  
Used with EW2461



**EW4001**  
Replacement mounting base  
Used with EW2450 / EW2451



**EW4003**  
Cigarette Plug Charger  
Used with EW2461



**EW4002-NA**  
North American AC Plug Adapter, 110 VAC  
Used with EW2461



# accessories

## accesorios

### Cables, Plugs & Connectors

cables, enchufes y conectores



**R5135CP / R5300CP**  
17' Cigarette Cord & Plug  
R5135CP used with 5135-VM & 5813-MG  
R5300CP used with 5135-MG & 5315-VM



**R5150CP / 5500 / 6600**  
15' Cigarette Cord & Plug  
R5150CP used with 5150-VM & 5350-VM  
R5500CP used with 5500 Series  
R6600CP used with A6600MK, 6400, 6500, 6600, 6900 & 7900 Series



**R9000PCH**  
Power Control Harness  
Used with 9200 & 9400 Series



**A9000AMP**  
AMP Superseal + Pins  
Used with 9200 & 9400 Series



**E94011**  
Modular Connector  
Used with EW2320 & EW2321



**EZ0112**  
Cap & wire for spliced sections  
Used with EW0100 Series



**EZ0351**  
Replacement bullet connectors  
Used with EW0351

### Guards & Covers

protectores y cobertores



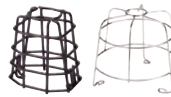
**A6050BG**  
5" Branch guard  
Used with 6550, 6650, 6710, 6750, 6950, 7160, 7930, 7945, 7965 & 7975



**A6070BG**  
7" Branch guard  
Used with 6570, 6670, 6720, 6770, 6970, 7935, 7950, 7960, 7970 & 7980



**A6090BG**  
7" High base branch guard  
Used with 6690 & 6990



**A6220BG / 6400**  
Branch guard  
A6220BG used with 6200 Series  
A6400BG used with 6400 Series



**A6501BT**  
Black top  
Used with 6500, 6600, 6700, 6900 & 7900 Series



**A6520BG**  
5" J-Bolt  
Used with 6520



**A6050DC**  
5" Dust cover  
Used with 6550, 6650, 6710, 6750, 6950, 7930, 7945, 7965 & 7975



**A6070DC**  
7" Dust cover  
Used with 6570, 6670, 6690, 6770, 6970, 6990, 7935, 7950, 7970 & 7980



**A6400HC**  
1/2 Lens cover  
Used with 6400 Series



**A6600HT**  
1/2 Lens cover  
Used with 6550, 6650, 6710, 6750, 6950, 7930, 7945, 7965 & 7975

### Dome Screws & Clips

protectores y cotornillo de domo / ganchos



**EZ1417**  
Lens retaining latch (pair)  
Used with 14 Series



**EZ2127LC**  
Lens retaining clip  
Used with 21 & 27 Series



**R209-927**  
Lens retaining clip  
Used with 10 Series



**R109-942**  
Lens retaining screw  
Used with 10 Series



**R159-942**  
Lens retaining screw  
Used with 15 Series



**R209-921**  
Lens joining clip  
Used with 10 & 15 Series



**R0007**  
Baffle-amber  
Used with 60 Series



**R0008**  
Baffle-clear  
Used with 60 Series



**R0004**  
End cap  
Used with 60 & 70 Series



**POP-1**  
Multi-product countertop display  
(excludes product & power supply)  
Pantallas de mostradores, multi-productos  
(no incluye producto y fuente de poder)



**POP-2**  
Worklamp countertop display  
(excludes product & power supply)  
Pantalla de mostradores, lámpara de trabajo  
(no incluye producto y fuente de poder)



**POP-4**  
Stick-A-LED™ countertop display  
(includes product & power supply)  
Exhibidor de Stick-A-LED para mostrador  
(Incluye producto y fuente de poder)



**POP-5**  
Equinox™ countertop display  
(includes product & power supply)  
Exhibidor de Equinox para mostrador  
(Incluye producto y fuente de poder)

## Countertop Displays POP-8

Interior lighting countertop display (includes product & power supply)  
Pantalla de mostradores, lámpara de trabajo (Incluye producto y fuente de poder)



## Power Supplies fuentes de alimentación



**EC20**  
Converter 110 VAC to 12 VDC (20 AMP)  
Convertidor de fuente de poder, 110 a 12V CC (20 AMP)



**EM2000**  
Converter 110 VAC to 12 VDC (5 AMP)  
Convertidor de fuente de poder, 110 a 12V CC (5 AMP)



**merchandizing**  
comercialización

## Gondola Display Kits

kits de pantallas de aparadores



### POP-KIT1

Pegboard  
tablero perforado

### POP-KIT1S

Slatwall  
paredes ranuradas de exhibición

#### Shelves

- 2 alarm
- 4 beacon
- 1 minibar
- 2 LED
- 1 worklamp



### HDBE

34.5" x 10" headerboard included with each gondola kit.

Additional headerboards may be ordered by calling

Inside Sales at 800-635-5900.

La cabecera se incluye con cada kit de góndola. Pueden ordenarse cabeceras adicionales llamando a Ventas Internas al 800-635-5900.



### Shelf Labels

Self-adhesive description labels used for working product shelves.

Specify part numbers needed with your Sales Representative.

Las etiquetas de descripción autoadherentes se usan para los estantes de productos en uso. Especifique los números de parte que se necesitan con su representante de ventas.



### POP-KIT2

Pegboard  
tablero perforado

### POP-KIT2S

Slatwall  
paredes ranuradas de exhibición

#### Shelves

- 4 alarm
- 5 beacon
- 1 minibar
- 3 LED
- 2 worklamp



### POP-KIT3

Pegboard  
tablero perforado

### POP-KIT3S

Slatwall  
paredes ranuradas de exhibición

#### Shelves

- 4 alarm
- 6 beacon
- 2 minibar
- 4 LED
- 2 worklamp

**POP-LED-KIT** Allows mounting of directional LEDs on alarm brackets supplied with gondola kits.

Permite el montaje de diodos LED direccionales en los estantes de alarmas suministrados con los kits de aparadores.

**NOTE** Gondolas, display merchandise and power supply not included with kits.

Los kits no incluyen el aparador, los productos mostrados ni la fuente de poder.



# merchandizing comercialización

## Advertisement Materials materiales publicitarios



### ECCOBANNER

Choice of 3' x 4' or 2' x 6' banner, single sided, full color: weather protected vinyl material, stitched edge finish, and includes eyelets for hanging  
Opción de anuncio publicitario de 3 x 4 pies o 2 x 6 pies, con una sola cara, a todo color: material de vinilo con protección contra la intemperie, acabado con bordes con costuras e incluye ojales para colgarlo



### ECCOCOUNTERMAT

18" x 12" single-sided, full color: vinyl pad with 1/8" rubber backing  
18 x 12 pulgadas, con una sola cara, a todo color: almohadillas de vinilo con reverso de espuma



### CUSTOM FLYER

Customize logo, pricing, and offer dates. Contact your Sales Representative to specify promotional part numbers.  
Personalice el logotipo, el precio y las fechas de promoción. Comuníquese con su representante de ventas para especificar los números de parte promocionales.

## Get Noticed Hágase notar

Do you need to get ECCO noticed inside your store? We can provide product displays and an array of point-of-purchase and in-store advertising materials including banners, counter mats, mousepads, and coasters.

Did you know that ECCO also provides a **FREE** custom flyer program? Choose from one or two-page (double-sided) product specific, application specific, or multi-product flyers with up to 18 product placements per flyer. With the help of your Sales Representative, you can customize these flyers with your company logo, pricing, and offer dates. Once completed, you'll receive high-quality prints and fast delivery service at **NO CHARGE** to your company.

¿Necesita que ECCO se note dentro de su tienda? Le podemos ofrecer exhibidores de productos y una variedad de materiales publicitarios para punto de venta y el interior de la tienda, incluidos anuncios, tapetes, almohadillas para ratón y posavasos.

¿Sabía que ECCO también ofrece un programa de folletos personalizados GRÁTUITO? Elija entre folletos de dos páginas (por los dos lados) para un producto específico, para una aplicación específica o para varios productos con hasta 18 productos por folleto. Con ayuda de su representante de ventas, puede personalizar estos folletos con el logotipo de su compañía, sus precios y fechas de promoción. Una vez finalizados, recibirá impresiones de alta calidad con entrega rápida SIN CARGO para su compañía.

## To Order

Para hacer un pedido

Contact your Sales Representative to order any of these attention-getting items.

Comuníquese con su representante de ventas para ordenar cualquiera de estos atractivos artículos.



# part number index

## índice de números de parte

**Part #**  
numeros de parte

**Page**  
pagina



### BACK-UP ALARMS, WARNING ALARMS & SWITCHES

210.....	111
410.....	112
415.....	111
435.....	111
450.....	112
505.....	110
510.....	110
520.....	110
530.....	110
575.....	110
580.....	110
585.....	110
610N.....	112
630N.....	112
777.....	114
820N.....	113
830N.....	113
840N.....	113
850N.....	113
875N.....	113
876N.....	113
201120.....	115
202120.....	115
204120.....	115
208120.....	115
209120-E.....	115
CT530-2LDW.....	115
DF532.....	115
DS-1500.....	115
DT500.....	115
DT500FP-LWC.....	115
EA5050.....	109
EA5200.....	109
EA5820.....	109
EA5920.....	109
EA6100.....	109
EA7020.....	109
EA7070.....	109
EA9070.....	107 & 109

**Part #**  
numeros de parte

**Page**  
pagina

EA9724.....	107 & 109
EA9780.....	107 & 109
FH575.....	115
FH577.....	115
SA901N.....	107 & 112
SA115.....	107 & 114
SA907N.....	107 & 113
SA914N.....	107 & 113
SA917N.....	107 & 113
SA920.....	107 & 114
SA931N.....	107 & 112
SA940.....	107 & 112
SA950.....	107 & 110
SA951.....	107 & 110
SA955.....	107 & 111
SA980N.....	107 & 112
SW10.....	115
SW15.....	115
SW30.....	115



### BEACONS

5810.....	31
5813.....	31
5816.....	31
5840.....	31
5850.....	31
6220.....	30
6225.....	30
6226.....	30
6262.....	27
6263.....	27
6267.....	27
6410.....	30
6465.....	26
6520.....	31
6530.....	31
6550.....	29
6570.....	29
6650.....	29
6670.....	29
6690.....	29
6710.....	28
6720.....	28

**Part #**  
numeros de parte

**Page**  
pagina

6750.....	28
6770.....	28
6950.....	28
6970.....	28
6990.....	28
7160.....	25
7460.....	25
7660.....	24
7945.....	23
7950.....	23
7960.....	24
7965.....	23
7970.....	23
7975.....	23
7980.....	23
EB7180.....	21
EB7185.....	21
EB7930.....	23
EB7935.....	23



### CAMERA SYSTEMS

C2013B.....	126
EC2014-C.....	126
EC2014-WC.....	126
EC2015-C.....	127
EC2020-C.....	127
EC2021-C.....	127
EC2022-C.....	127
EC2023-C.....	127
EC2024-C.....	126
EC4200-K.....	123
EC4204-M.....	124
EC4204-SK.....	123
EC5603-K.....	118
EC5603-M.....	124
EC5604-SK.....	119
EC5605-WK.....	117
EC5605-WM.....	124
EC7000-QK.....	120
EC7000-QM.....	125
EC7003-K.....	121
EC7003-M.....	125
EC7004-SK.....	121

**Part #**  
numeros de parte

**Page**  
pagina

K7000B.....	122
M7000B.....	125



### DIRECTIONAL LEDS

3510.....	10
3611.....	15
3612.....	15
3703.....	12
3704.....	12
3705.....	12
3715.....	13
3730.....	13
3735.....	13
3811.....	10
3861.....	10
3910.....	14
3911.....	14
3912.....	14
3920.....	14
3921.....	14
3930.....	14
3931.....	14
3932.....	14
3945.....	15
3965.....	15
9011.....	17
9013.....	17
9014.....	17
9021.....	17
9022.....	17
9031.....	17
ED0001.....	11
ED0002.....	16
ED0003.....	16
ED0004.....	16
ED0010.....	17
ED0011.....	17
ED3022.....	11
ED3701.....	7
ED3702.....	7
ED3706.....	8
ED3712.....	8
ED3766.....	9

**Part #**  
numeros de parte

**Page**  
pagina



### HIDE-AWAY SYSTEMS

9230.....	18
9460.....	18
9660.....	19



### INTERIOR LIGHTING

EW0115.....	97
EW0116.....	97
EW0117.....	97
EW0118.....	97
EW0125.....	97
EW0126.....	97
EW0127.....	97
EW0128.....	97
EW0200.....	98
EW0201.....	98
EW0210.....	98
EW0211.....	98
EW0220.....	98
EW0221.....	98
EW0230.....	98
EW0231.....	98
EW0240.....	98
EW0241.....	98
EW0310.....	99
EW0311.....	99
EW0320.....	99
EW0321.....	99
EW0330.....	99
EW0331.....	99
EW0340.....	99
EW0341.....	99
EW0351.....	99
EW0400.....	100
EW0401.....	100





# part number index

## índice de números de parte

Part #	Page
numeros de parte	pagina
EW0402	100
EW0410	100
EW0411	100
EW0412	100
EW0500	101
EW0501	101
EW0502	101
EW0503	101
EW0600	102
EW0601	102
EW0602	102
EW0700	103
EW0701	103



### LIGHTBARS

6363001	59
6363003	59
6363011	59
6483002	59
6483010	59
6483011	59
6543001	59
6543002	59
6543050	59
6545001	59
6603060	59
6605004	59
10-00047-E	58
10-00048-E	58
10-00631-E	58
10-00632-E	58
12-00001-E	54
12-00002-E	54
12-00003-E	54
12-00004-E	55
12-00005-E	55
12-00006-E	55
12-00007-E	55
14-00001-E	45
14-00002-E	45
14-00003-E	44
14-00004-E	45
14-00005-E	44
14-00006-E	44
14-00007-E	45
15-00011-E	56

Part #	Page
numeros de parte	pagina
15-00013-E	56
15-00015-E	56
15-00019-E	56
15-00035-E	57
15-00036-E	57
15-00037-E	57
15-00038-E	57
15-00039-E	57
15-01255-E	57
15-01423-E	56
15-01424-E	57
15-01425-E	57
15-01426-E	57
15-01427-E	56
15-01428-E	56
15-01429-E	56
21-00001-E	50
21-00002-E	51
21-00003-E	51
21-00004-E	50
21-00005-E	51
21-00006-E	51
21-00007-E	50
21-00008-E	51
21-00009-E	51
27-00001-E	52
27-00002-E	53
27-00003-E	53
27-00004-E	52
27-00005-E	53
27-00006-E	52
27-00007-E	53



### MINIBARS

5135	40
5150	41
5315	40
5280	39
5350	41
5450	41
5580	38
5585	36
5587	37
5590	34
5597	35
5221001	40

Part #	Page
numeros de parte	pagina
6221001	40
6221005	41
6221006	41



### SAFETY DIRECTOR™

3410	63
3435	63
3455	63
37038AS	66
37048AS	66
ED3307	65
ED3315	64
ED3335	64
ED3355	64



### WORKLAMPS

E91001	87
E91004	87
E91005	87
E91025	87
E91026	87
E91082	87
E91085	87
E91088	87
E91091	87
E91099	87
E91102	87
E92004	83
E92005	82
E92006	82
E92007	83
E92008	86
E92013	85
EW2000	80
EW2010	80
EW2019	74
EW2020	75
EW2021	75
EW2101	69
EW2102	69

Part #	Page
numeros de parte	pagina
EW2300	77
EW2301	77
EW2303	75
EW2304	75
EW2310	76
EW2311	76
EW2320	78
EW2321	78
EW2330	77
EW2331	77
EW2340	78
EW2341	78
EW2411	84
EW2421	84
EW2431	84
EW2440	87
EW2441	87
EW2450	79
EW2451	79
EW2461	71
EW2470	72
EW2471	72
EW2480	73
EW2481	73
EW2490	73
EW2491	73
EW2501	86
EW2510	76
EW2511	76



### UTILITY BARS

EW3108	89
EW3114	90
EW3124	91
EW3136	92
EW3149	93
EW3208	89
EW3214	90
EW3225	91
EW3233	92
EW3242	93
EW3312	94
EW3324	95
EW3336	95

Part #	Page
numeros de parte	pagina



### MERCHANDIZING

Advertisement Materials	141
Countertop Displays	139
Gondola Display Kits	140
Power Supplies	139



### PARTS & ACCESSORIES

#### Beacons

Cables, Plugs, Connectors	138
Guards, Covers	138
Lenses	130
Mounting Hardware	136-137

#### Camera Systems

Adapters	129
Cables	128
Sensor Components	128
Wireless Modules	128

#### Directionals

Switches & Controls	134
Mounting Hardware	136-137

#### Lightbars

Domes	131
Dome Screws, Clips	138
Light Source Components	132
Mounting Kits	135
Switches & Controls	134

#### Minibars

Cables, Plugs, Connectors	138
Domes/Lenses	130
Light Source Components	133
Mounting Hardware	136-137

#### Remote Strobes

Cables, Plugs, Connectors	138
Switches & Controls	134

#### Safety Director™

Light Source Components	133
Switches & Controls	134

#### Worklamps

Cables, Plugs, Connectors	138
Mounting Hardware	136-137







Download digital copy  
Descargar copia digital

Worldwide leader in  
commercial and emergency  
vehicle warning and safety products

[www.eccosafetygroup.com](http://www.eccosafetygroup.com)



Distributed by:



NO. 10001750



ISO 9001:2008



833 West Diamond Street, Boise, Idaho 83705  
(800) 635-5900 | [sales@eccolink.com](mailto:sales@eccolink.com) | [www.eccolink.com](http://www.eccolink.com)

A Division of ESG | [www.eccosafetygroup.com](http://www.eccosafetygroup.com)



7 58379 06974 5  
© 2016 Electronic Controls Company  
PG2016 (316 - 55K)